

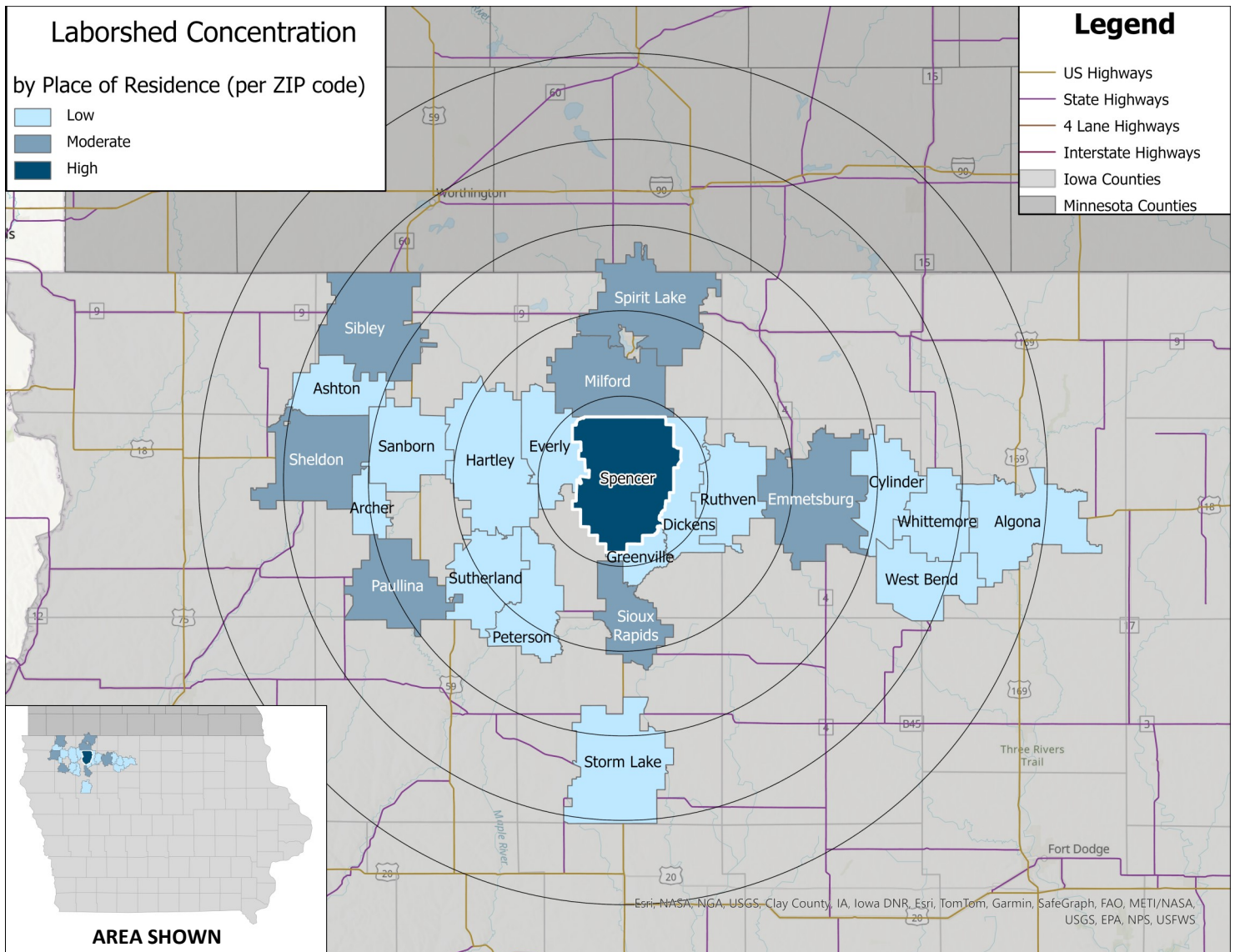
# LABOR CHARACTERISTICS



## ADVANCED MANUFACTURING

### SPENCER, IA LABORSHED AREA

CONCENTRATION OF RESPONDENTS WITHIN THE LABORSHED AREA  
WITH TRANSFERABLE EXPERIENCE/SKILLS BY PLACE OF RESIDENCE



Workers who have transferable experience/skills in the industry are currently commuting an average of 15 miles one way for work. Those who are likely to change/accept employment are willing to commute an average of 31 miles one way for the right employment opportunity.

**FOR MORE INFORMATION REGARDING THE SPENCER, IA LABORSHED, CONTACT:**

Iowa Lakes Corridor Development Corporation  
520 2nd Avenue East, Suite 2  
Spencer, IA 51301  
Phone: 712-264-3474  
Email: [info@lakescorridor.com](mailto:info@lakescorridor.com)  
[www.lakescorridor.com](http://www.lakescorridor.com)



Iowa Workforce  
Development



Economic Development

# LABOR CHARACTERISTICS

## ADVANCED MANUFACTURING

### ESTIMATED AVAILABLE LABOR PER OCCUPATIONAL CATEGORY:

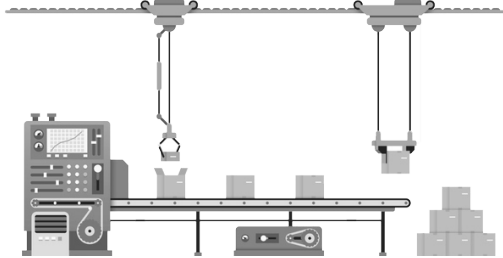
- Architectural and Engineering Managers - 154
- Chemical Plant and System Operators - 157
- Crane and Tower Operators - 159
- First-Line Supervisors of Mechanics, Installers, and Repairers - 471
- First-Line Supervisors of Production and Operating Workers - 944
- Heavy and Tractor-Trailer Truck Drivers - 1,887
- Industrial Production Managers - 786
- Industrial Truck and Tractor Operators - 160
- Inspectors, Testers, Sorters, Samplers, and Weighers - 158
- Installation, Maintenance, and Repair Workers, All Other - 155
- Laborers and Freight, Stock, and Material Movers, Hand - 629
- Light Truck or Delivery Services Drivers - 317
- Machinists - 156
- Maintenance Workers, Machinery - 313
- Multiple Machine Tool Operators, &Tenders, Metal &Plastic - 473
- Production Workers, All Other - 315
- Team Assemblers - 472
- Welders, Cutters, Solderers, and Brazers - 314

AN ESTIMATED TOTAL OF **8,020** PEOPLE IN THE LABORSHED AREA

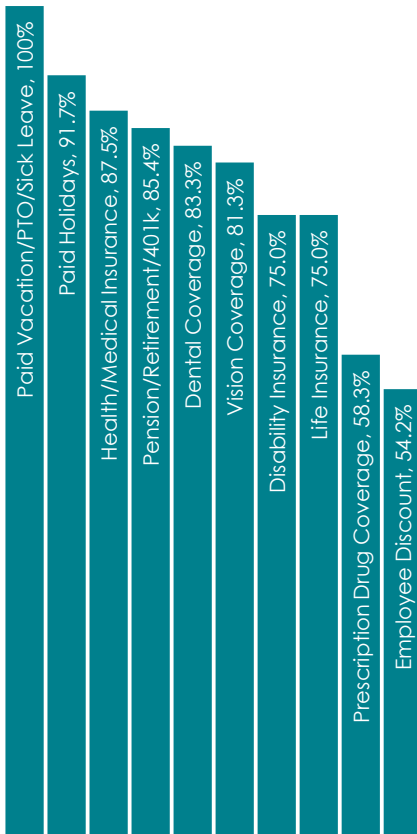
### UNDEREMPLOYMENT (ESTIMATED):

- Low hours - 2.0% (30)
- Low income - 0.0%
- Mismatch of skills - 13.7% (208)
- Total - 15.7% (238)

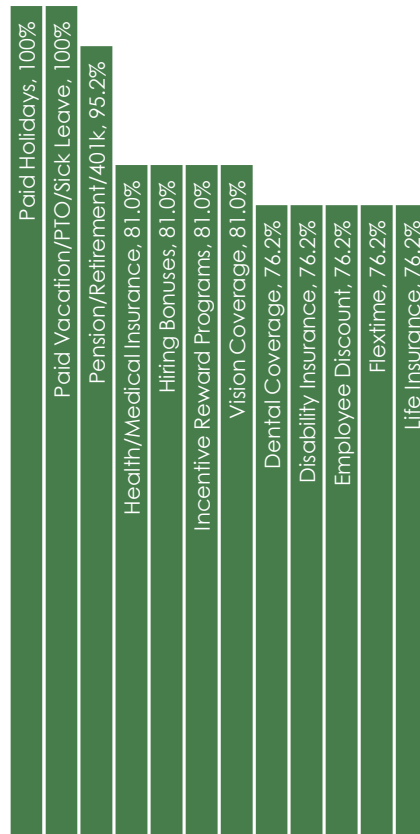
(Individuals counted only once when estimating Total Underemployment.)



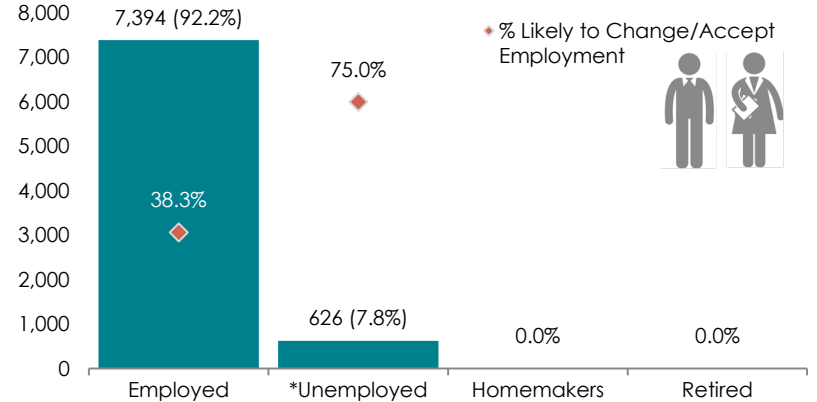
### CURRENT BENEFITS:



### DESIRED BENEFITS:



### ESTIMATED TOTAL BY EMPLOYMENT STATUS (PERCENTAGE):



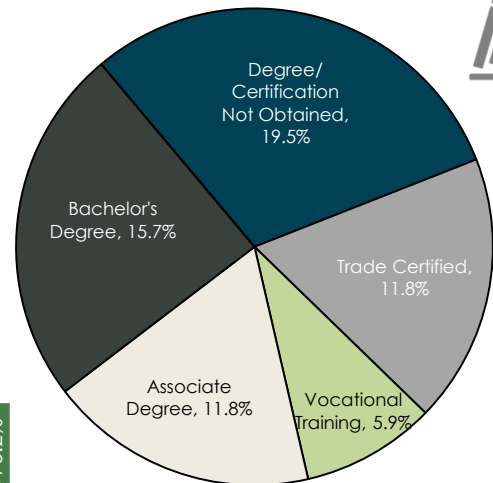
\*Employment status is self-identified by the survey respondent. The unemployment percentage does not reflect the unemployment rate published by the U.S. Bureau of Labor Statistics, which applies a stricter definition.

### EMPLOYMENT STATS:

- 70.6% paid an hourly wage
- 98.0% are/were employed full-time
- 2.0% are/were employed part-time
- 6.4% are/were self-employed
- 12.8% hold two or more jobs
- Currently working an average of 51 hours/week

### EDUCATIONAL LEVEL:

(64.7% HAVE AN EDUCATION BEYOND HIGH SCHOOL)



### TOP JOB SEARCH RESOURCES:

(For those seeking employment opportunities, by use.)

- Internet - 79.6%
  - [www.indeed.com](http://www.indeed.com)
  - [www.linkedin.com](http://www.linkedin.com)
  - [www.facebook.com](http://www.facebook.com)
  - [www.iowaworks.gov](http://www.iowaworks.gov)
- Networking through friends, family or acquaintances - 61.2%
- IowaWORKS Centers - 24.5%
- Newspapers - 20.4%
  - Spencer Daily Report



# LABOR CHARACTERISTICS

## ADVANCED MANUFACTURING

OCCUPATION	OCCUPATIONAL CODE	MEAN WAGE	ENTRY WAGE	EXPERIENCED WAGE	MEDIAN WAGE	MEAN ANNUAL SALARY
Architectural and Engineering Managers	11-9041	\$64.42	\$50.95	\$71.16	\$61.19	\$133,998
Bus and Truck Mechanics and Diesel Engine Specialists	49-3031	\$25.81	\$18.46	\$29.49	\$23.92	\$53,685
Chemical Equipment Operators and Tenders	51-9011	\$23.27	\$21.51	\$24.15	\$23.49	\$48,401
Cooling and Freezing Equipment Operators and Tenders	51-9193	\$22.90	\$19.60	\$24.55	\$20.49	\$47,635
Crane and Tower Operators	53-7021	\$27.57	\$21.34	\$30.68	\$28.84	\$57,341
Crushing, Grinding, and Polishing Machine Setters, Operators, and Tenders	51-9021	\$22.01	\$19.58	\$23.23	\$22.02	\$45,783
Cutting and Slicing Machine Setters, Operators, and Tenders	51-9032	\$21.64	\$15.71	\$24.60	\$22.25	\$45,008
Cutting, Punching, and Press Machine Setters, Operators, and Tenders, Metal and Plastic	51-4031	\$20.92	\$17.90	\$22.44	\$20.03	\$43,522
Electrical and Electronics Repairers, Commercial and Industrial Equipment	49-2094	\$33.03	\$30.09	\$34.50	\$32.43	\$68,709
Electricians	47-2111	\$28.73	\$18.84	\$33.67	\$25.64	\$59,760
Engineering Technicians, Except Drafters, All Other	17-3029	\$27.61	\$20.63	\$31.09	\$27.32	\$57,419
First-Line Supervisors of Mechanics, Installers, and Repairers	49-1011	\$34.75	\$22.18	\$41.03	\$34.30	\$72,278
First-Line Supervisors of Production and Operating Workers	51-1011	\$30.98	\$22.63	\$35.16	\$30.57	\$64,442
Grinding, Lapping, Polishing, and Buffing Machine Tool Setters, Operators, and Tenders, Metal and Plastic	51-4033	\$19.03	\$16.45	\$20.32	\$17.98	\$39,572
Heavy and Tractor-Trailer Truck Drivers	53-3032	\$24.16	\$17.74	\$27.37	\$23.09	\$50,260
Helpers--Production Workers	51-9198	\$21.02	\$18.31	\$22.37	\$21.96	\$43,719
Industrial Engineering Technicians	17-3026	\$28.20	\$22.09	\$31.26	\$25.74	\$58,659
Industrial Engineers	17-2112	\$43.65	\$31.99	\$49.47	\$44.22	\$90,782
Industrial Machinery Mechanics	49-9041	\$28.48	\$22.94	\$31.26	\$28.74	\$59,247
Industrial Production Managers	11-3051	\$52.64	\$34.87	\$61.53	\$48.08	\$109,496
Industrial Truck and Tractor Operators	53-7051	\$20.91	\$17.20	\$22.76	\$19.76	\$43,488
Inspectors, Testers, Sorters, Samplers, and Weighers	51-9061	\$22.33	\$18.04	\$24.48	\$21.97	\$46,447
Installation, Maintenance, and Repair Workers, All Other	49-9099	\$21.18	\$15.55	\$24.00	\$20.00	\$44,058
Laborers and Freight, Stock, and Material Movers, Hand	53-7062	\$18.61	\$14.52	\$20.65	\$18.61	\$38,706
Light Truck or Delivery Services Drivers	53-3033	\$20.89	\$13.66	\$24.51	\$18.44	\$43,457
Machinists	51-4041	\$23.79	\$19.10	\$26.13	\$22.73	\$49,473
Maintenance and Repair Workers, General	49-9071	\$22.41	\$15.85	\$25.68	\$22.97	\$46,607
Mechanical Drafters	17-3013	\$28.43	\$22.48	\$31.41	\$28.08	\$59,145
Mechanical Engineering Technicians	17-3027	\$27.91	\$21.42	\$31.15	\$27.63	\$58,047
Mechanical Engineers	17-2141	\$38.95	\$29.06	\$43.89	\$36.57	\$81,006
Millwrights	49-9044	\$24.22	\$19.28	\$26.70	\$22.34	\$50,388
Mixing and Blending Machine Setters, Operators, and Tenders	51-9023	\$21.48	\$17.70	\$23.38	\$20.72	\$44,689
Molding, Coremaking, and Casting Machine Setters, Operators, and Tenders, Metal and Plastic	51-4072	\$18.32	\$15.48	\$19.74	\$17.96	\$38,103
Multiple Machine Tool Setters, Operators, and Tenders, Metal and Plastic	51-4081	\$20.92	\$17.36	\$22.71	\$21.95	\$43,522
Packaging and Filling Machine Operators and Tenders	51-9111	\$20.08	\$17.37	\$21.43	\$21.01	\$41,768
Packers and Packagers, Hand	53-7064	\$16.76	\$13.75	\$18.26	\$16.91	\$34,853
Tool and Die Makers	51-4111	\$26.99	\$20.47	\$30.25	\$27.01	\$56,135
Water and Wastewater Treatment Plant and System Operators	51-8031	\$24.53	\$18.19	\$27.69	\$27.33	\$51,014
Welders, Cutters, Solderers, and Brazers	51-4121	\$22.81	\$19.14	\$24.64	\$22.97	\$47,437
Welding, Soldering, and Brazing Machine Setters, Operators, and Tenders	51-4122	\$21.38	\$17.59	\$23.28	\$22.13	\$44,472

The 2024 Iowa Wage data for the Spencer Laborshed area was produced by the Labor Force & Occupational Analysis Bureau to provide communities local information on wages by occupation. Additional occupational wage and employment data for the Spencer Laborshed area can be found at [workforce.iowa.gov/laborshed/data](https://workforce.iowa.gov/laborshed/data).

Balance of data compiled by Iowa Workforce Development using Laborshed data released in 2025.