

# Emmet County, IA

Emsi Burning Glass



232 N. Almon St.  
Moscow, Idaho 83843

# Contents

Report Parameters .....	1
Economy Overview .....	2
Unemployment by Demographics .....	4
Historic & Projected Trends .....	8
Population Characteristics .....	12
Inbound and Outbound Migration .....	14
Industry Characteristics .....	16
Business Characteristics .....	20
Workforce Characteristics .....	22
Educational Pipeline .....	27
In-Demand Skills .....	28

## Report Parameters

### 1 County

---

19063 Emmet County, IA

---

### Class of Worker

QCEW Employees, Non-QCEW Employees, and Self-Employed

The information in this report pertains to the chosen geographical area.

## Economy Overview

9,095

Population (2020)

Population **decreased by 613** over the last 5 years and is projected to **decrease by 113** over the next 5 years.

4,210

Total Regional Employment

Jobs **decreased by 490** over the last 5 years but are projected to **grow by 71** over the next 5 years.

\$51.6K

Median Household Income (2019)

Median household income is **\$11.3K below** the national median household income of \$62.8K.

## Takeaways

- As of 2020 the region's population **declined by 6.3%** since 2015, falling by 613. Population is expected to **decrease by 1.2%** between 2020 and 2025, losing 113.
- From 2015 to 2020, jobs **declined by 10.4%** in Emmet County, IA from 4,700 to **4,210**. This change **fell short of the national growth rate of 0.0% by 10.4%**. As the number of jobs declined, the **labor force participation rate decreased from 72.8% to 66.0% between 2015 and 2020**.
- Concerning educational attainment, **14.3% of Emmet County, IA residents possess a Bachelor's Degree** (5.7% below the national average), and **14.1% hold an Associate's Degree** (5.5% above the national average).
- The top three industries in 2020 are Education and Hospitals (Local Government), Agriculture, Construction, and Mining Machinery Manufacturing, and Animal Slaughtering and Processing.

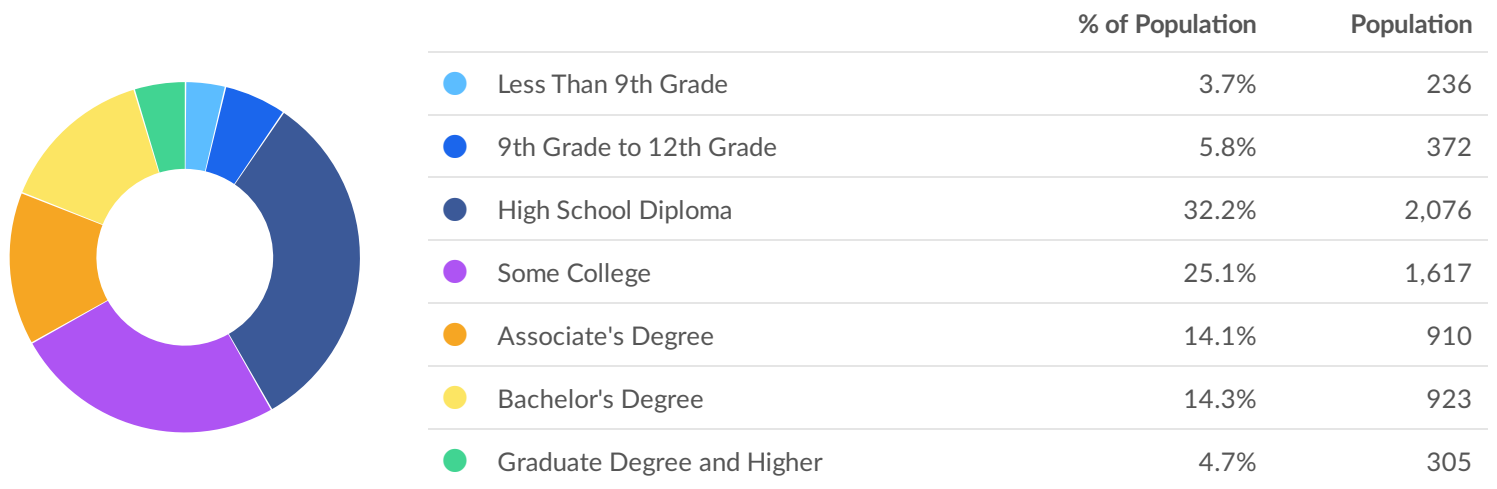
	Population (2020)	Labor Force (2020)	Jobs (2020)	Cost of Living	GRP	Imports	Exports
Region	9,095	4,872	4,210	96.8	\$388.32M	\$757.02M	\$658.08M
State	3,163,561	1,622,135	1,681,592	97.8	\$190.64B	\$211.47B	\$239.68B

## Dec 2020 Labor Force Breakdown



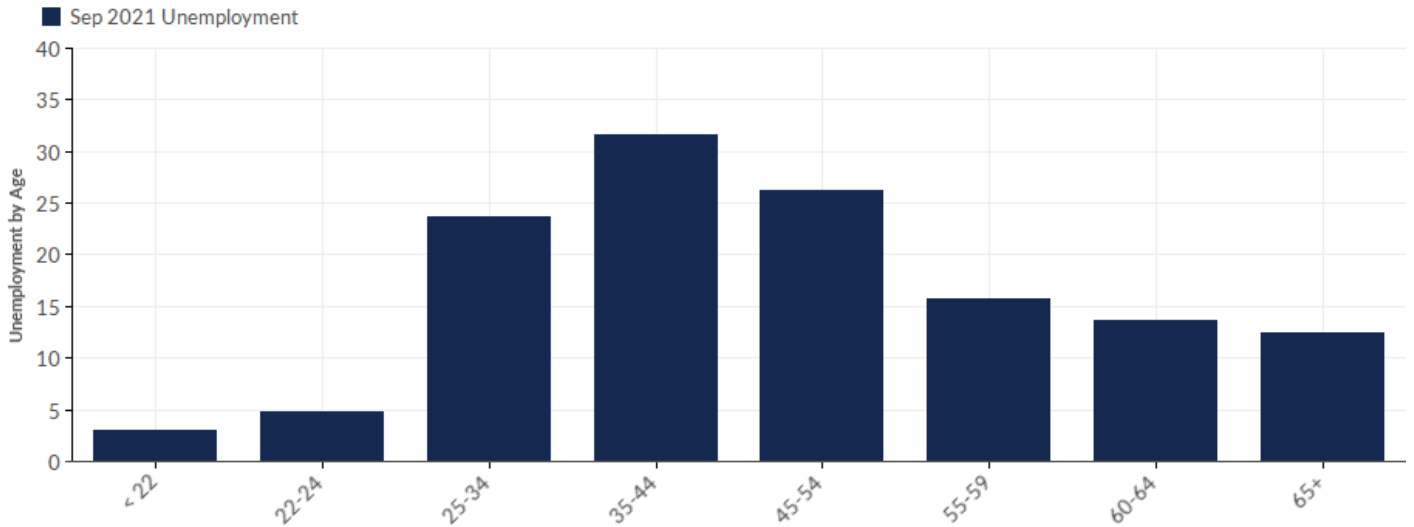
## Educational Attainment

Concerning educational attainment, **14.3% of Emmet County, IA residents possess a Bachelor's Degree** (5.7% below the national average), and **14.1% hold an Associate's Degree** (5.5% above the national average).



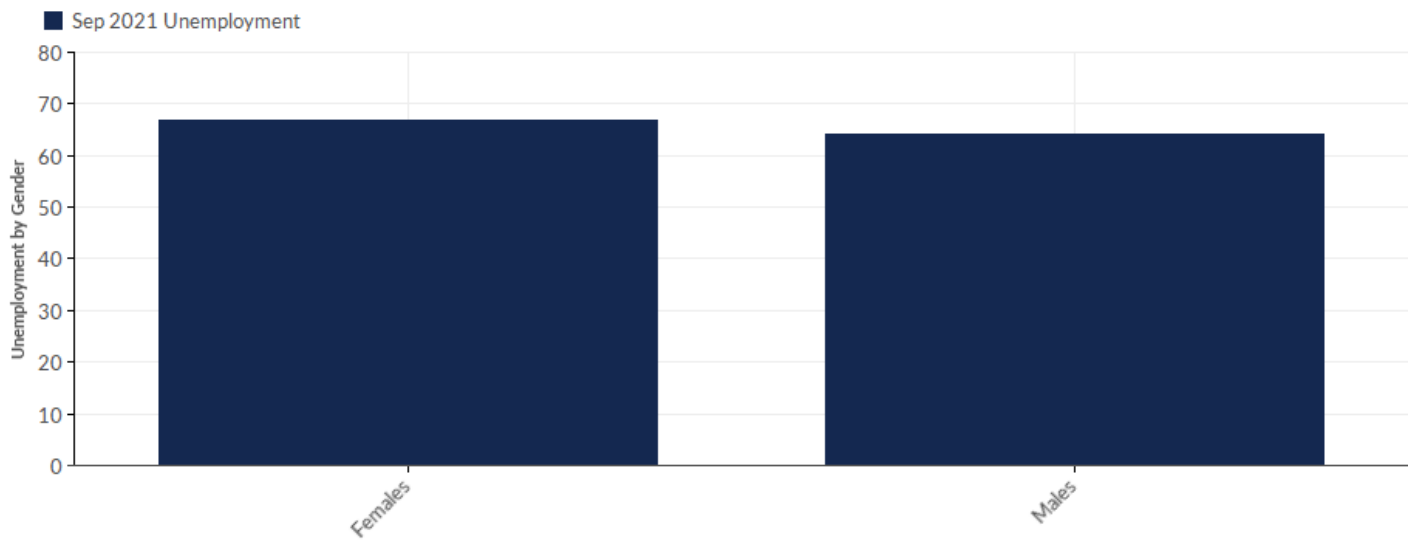
# Unemployment by Demographics

## Unemployment by Age



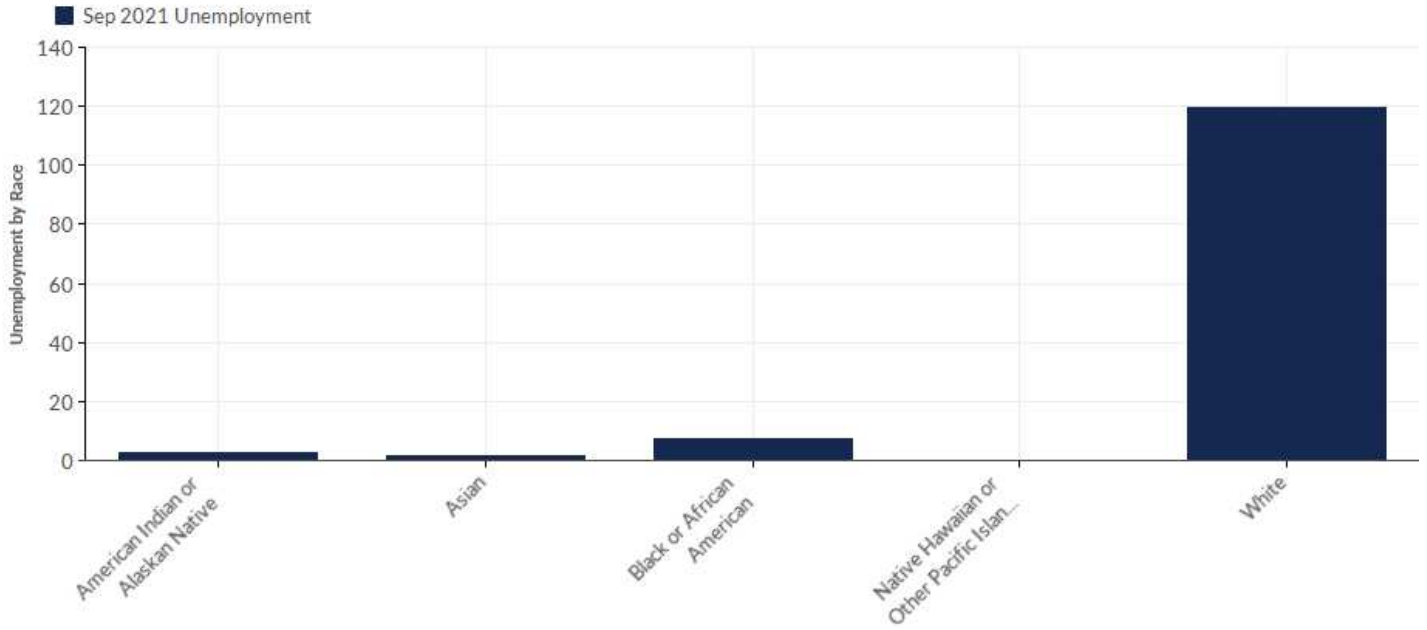
Age	Unemployment (Sep 2021)	% of Cohort
< 22	3	2.29%
22-24	5	3.82%
25-34	24	18.32%
35-44	32	24.43%
45-54	26	19.85%
55-59	16	12.21%
60-64	14	10.69%
65+	12	9.16%
<b>Total</b>	<b>131</b>	<b>101.00%</b>

## Unemployment by Gender



Gender	Unemployment (Sep 2021)	% of Cohort
Females	67	51.15%
Males	64	48.85%
Total	131	100.00%

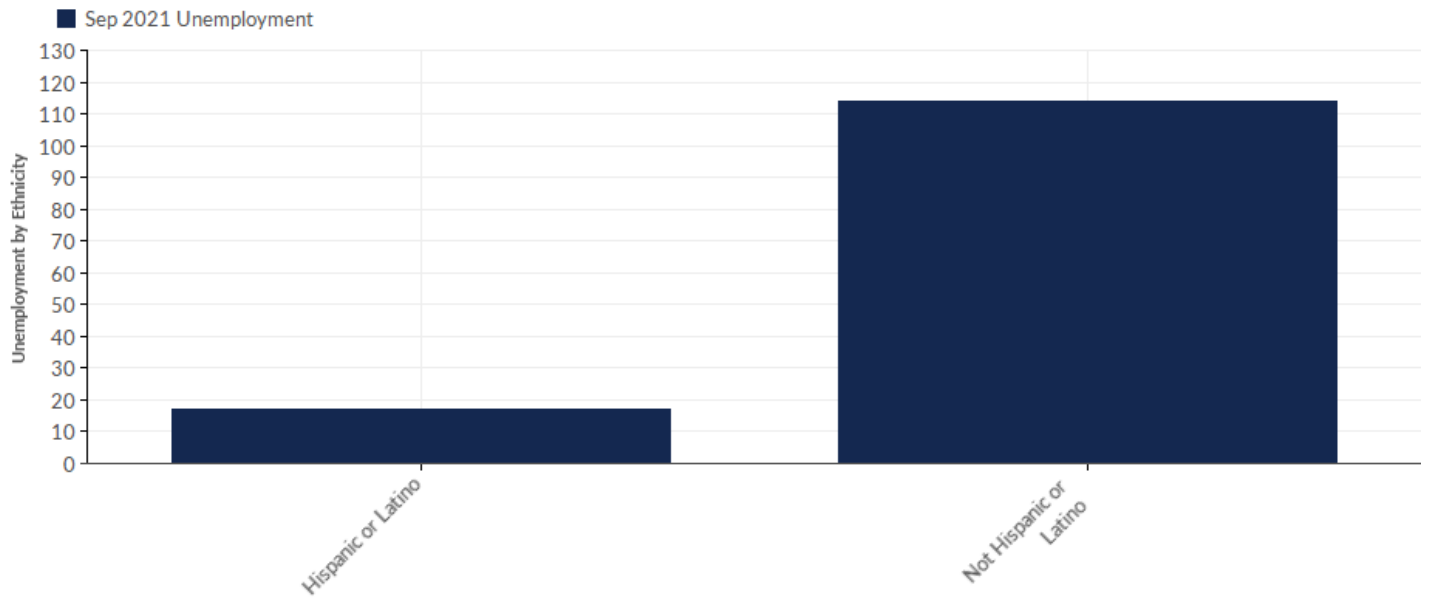
## Unemployment by Race



Race	Unemployment (Sep 2021)	% of Cohort
American Indian or Alaskan Native	2	1.53%
Asian	2	1.53%
Black or African American	7	5.34%
Native Hawaiian or Other Pacific Islander	0	0.00%
White	120	91.60%
<b>Total</b>	<b>131</b>	<b>100.00%</b>



## Unemployment by Ethnicity

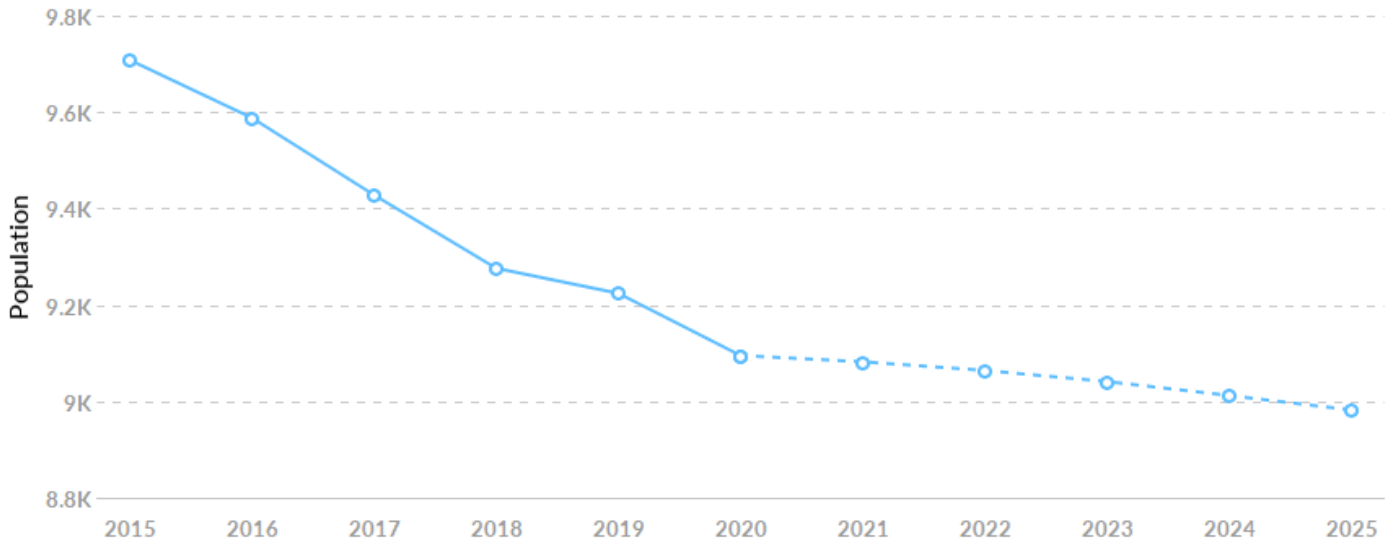


Ethnicity	Unemployment (Sep 2021)	% of Cohort
Hispanic or Latino	17	12.98%
Not Hispanic or Latino	114	87.02%
Total	131	100.00%

# Historic & Projected Trends

## Population Trends

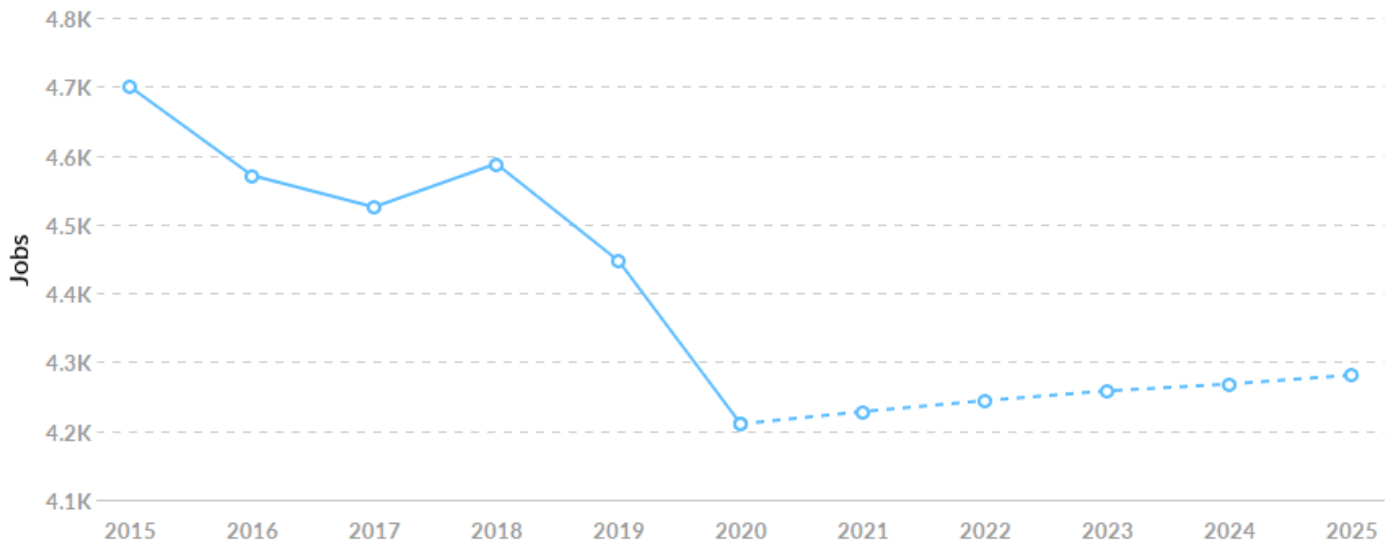
As of 2020 the region's population **declined by 6.3%** since 2015, falling by 613. Population is expected to **decrease by 1.2%** between 2020 and 2025, losing 113.



Timeframe	Population
2015	9,708
2016	9,588
2017	9,428
2018	9,276
2019	9,224
2020	9,095
2021	9,082
2022	9,064
2023	9,041
2024	9,012
2025	8,982

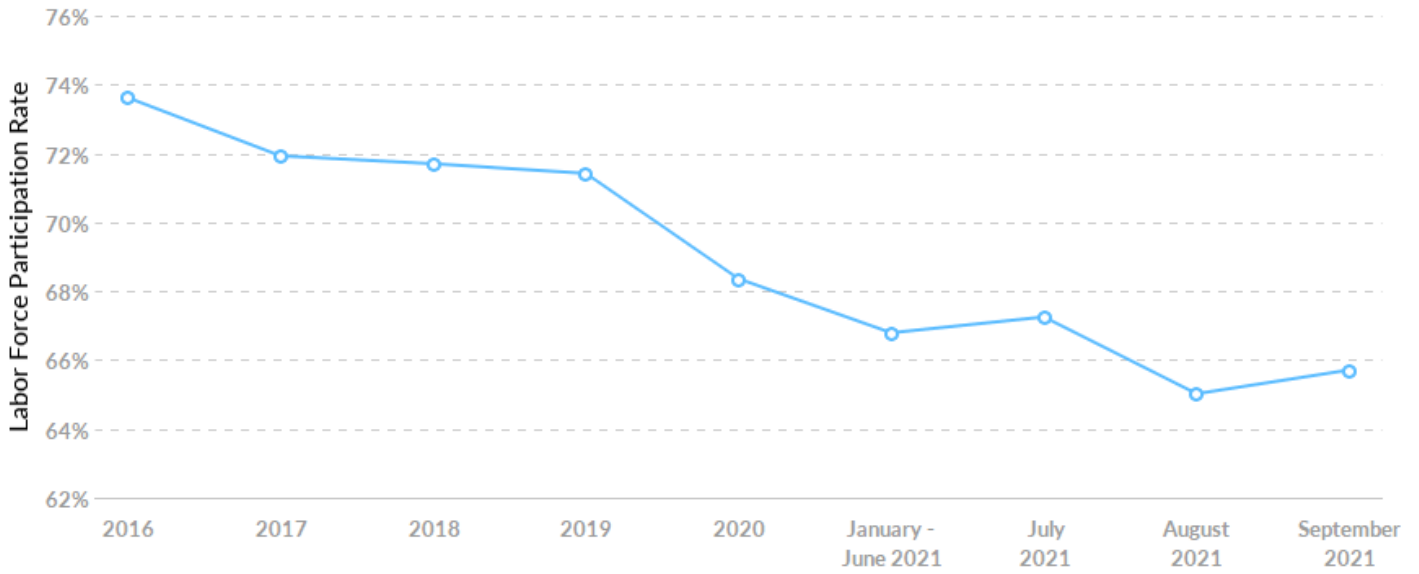
## Job Trends

From 2015 to 2020, jobs declined by 10.4% in Emmet County, IA from 4,700 to 4,210. This change fell short of the national growth rate of 0.0% by 10.4%.



Timeframe	Jobs
2015	4,700
2016	4,571
2017	4,525
2018	4,588
2019	4,447
2020	4,210
2021	4,228
2022	4,244
2023	4,258
2024	4,268
2025	4,281

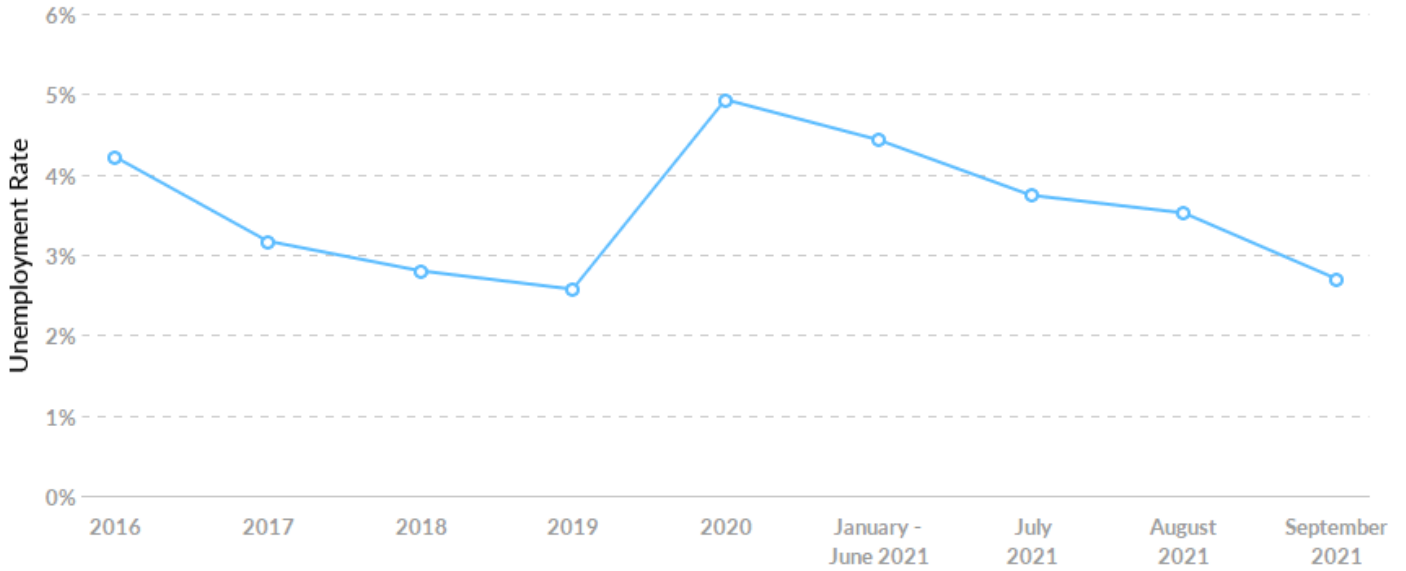
## Labor Force Participation Rate Trends



Timeframe	Labor Force Participation Rate
2016	73.62%
2017	71.93%
2018	71.70%
2019	71.42%
2020	68.36%
January - June 2021	66.79%
July 2021	67.25%
August 2021	65.02%
September 2021	65.71%

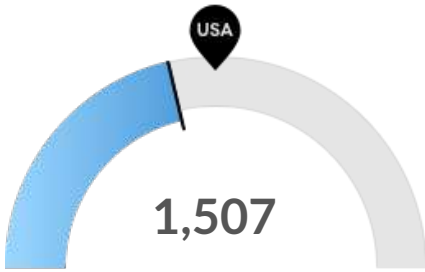
## Unemployment Rate Trends

Emmet County, IA had a September 2021 unemployment rate of 2.70%, decreasing from 4.22% 5 years before.



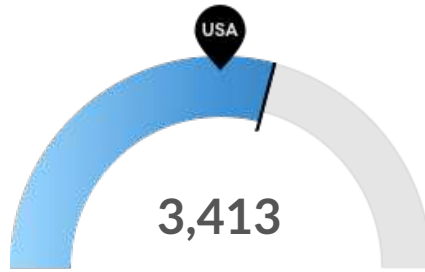
Timeframe	Unemployment Rate
2016	4.22%
2017	3.17%
2018	2.80%
2019	2.57%
2020	4.93%
January - June 2021	4.43%
July 2021	3.74%
August 2021	3.52%
September 2021	2.70%

## Population Characteristics



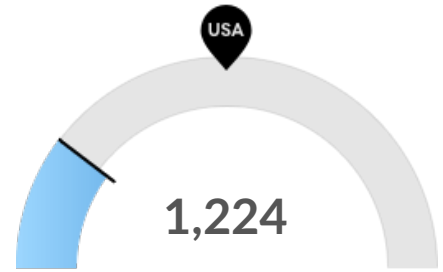
**Millennials**

Emmet County, IA has 1,507 millennials (ages 25-39). The national average for an area this size is 1,874.



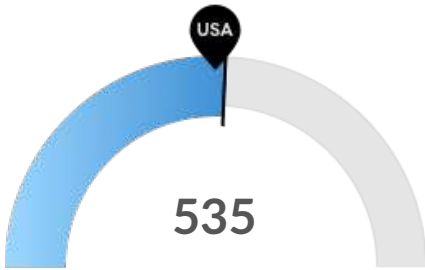
**Retiring Soon**

Retirement risk is high in Emmet County, IA. The national average for an area this size is 2,707 people 55 or older, while there are 3,413 here.



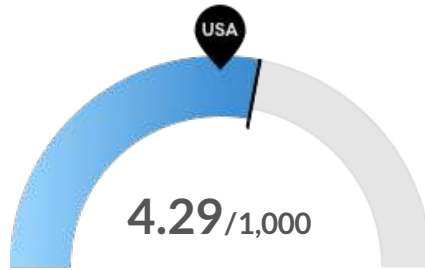
**Racial Diversity**

Racial diversity is low in Emmet County, IA. The national average for an area this size is 3,663 racially diverse people, while there are 1,224 here.



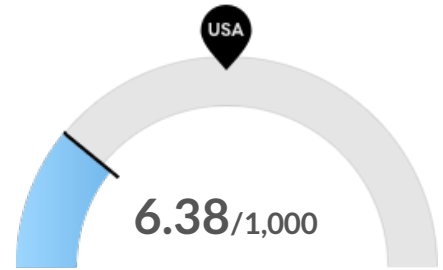
**Veterans**

Emmet County, IA has 535 veterans. The national average for an area this size is 512.



**Violent Crime**

Emmet County, IA has 4.29 violent crimes per 1,000 people. The national rate is 3.62 per 1,000 people.

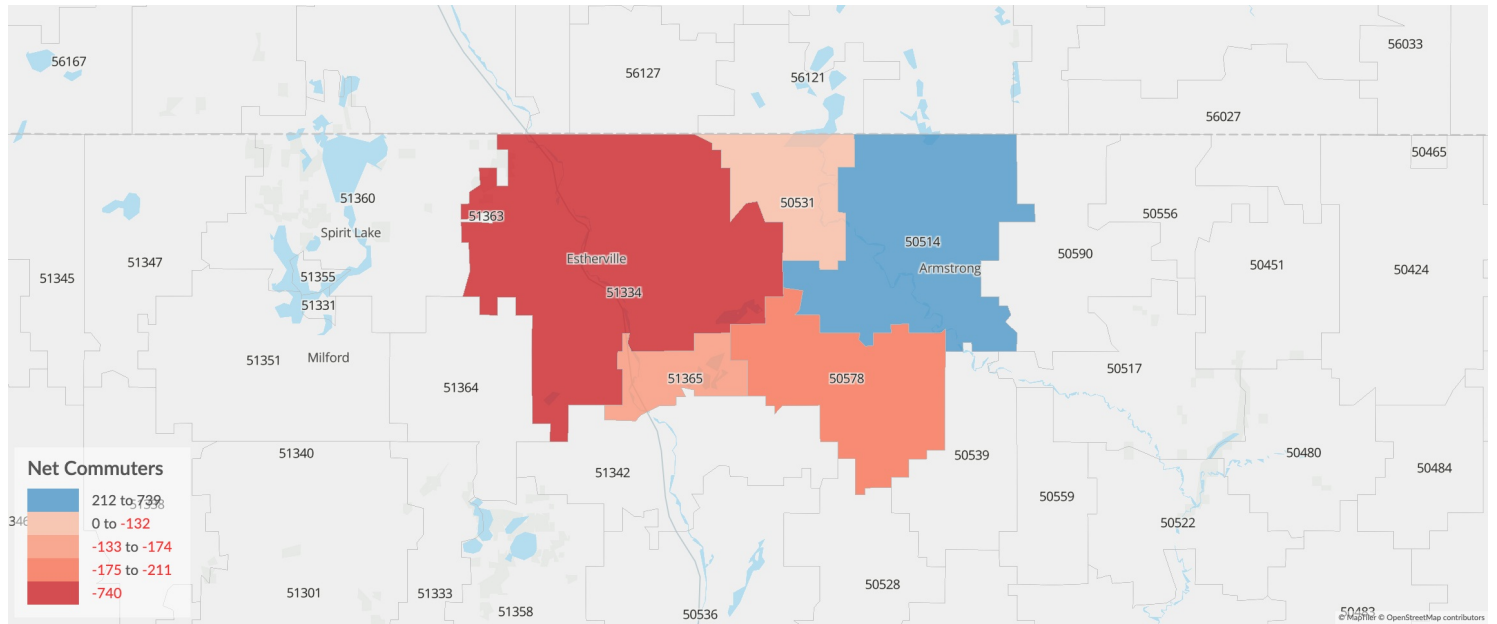


**Property Crime**

Emmet County, IA has 6.38 property crimes per 1,000 people. The national rate is 17.91 per 1,000 people.

## Place of Work vs Place of Residence

Understanding where talent in Emmet County, IA currently works compared to where talent lives can help you optimize site decisions.



### Where Talent Works

ZIP	Name	2020 Employment
51334	Estherville, IA (in Emme...	2,843
50514	Armstrong, IA (in Emme...	1,058
50578	Ringsted, IA (in Emmet ...	204
51365	Wallingford, IA (in Emm...	69
50531	Dolliver, IA (in Emmet c...	36

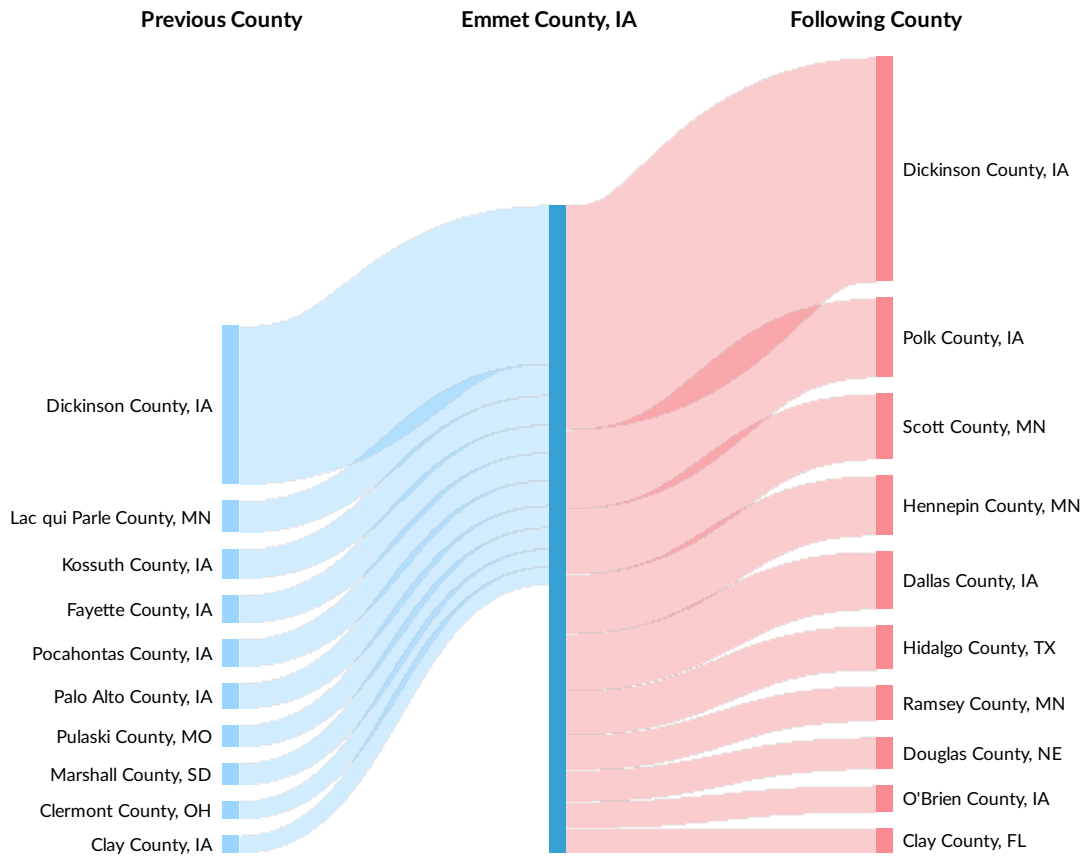
### Where Talent Lives

ZIP	Name	2020 Workers
51334	Estherville, IA (in Emme...	3,583
50514	Armstrong, IA (in Emme...	846
50578	Ringsted, IA (in Emmet ...	379
51365	Wallingford, IA (in Emm...	202
50531	Dolliver, IA (in Emmet c...	105

# Inbound and Outbound Migration

The table below analyzes past and current residents of Emmet County, IA. The left column shows residents of other counties migrating to Emmet County, IA. The right column shows residents migrating from Emmet County, IA to other counties.

As of 2019, 55 people have migrated from Dickinson County, IA to Emmet County, IA. In the same year, 77 people left Emmet County, IA migrating to Dickinson County, IA. The total Net Migration for Emmet County, IA in 2018 was -162.



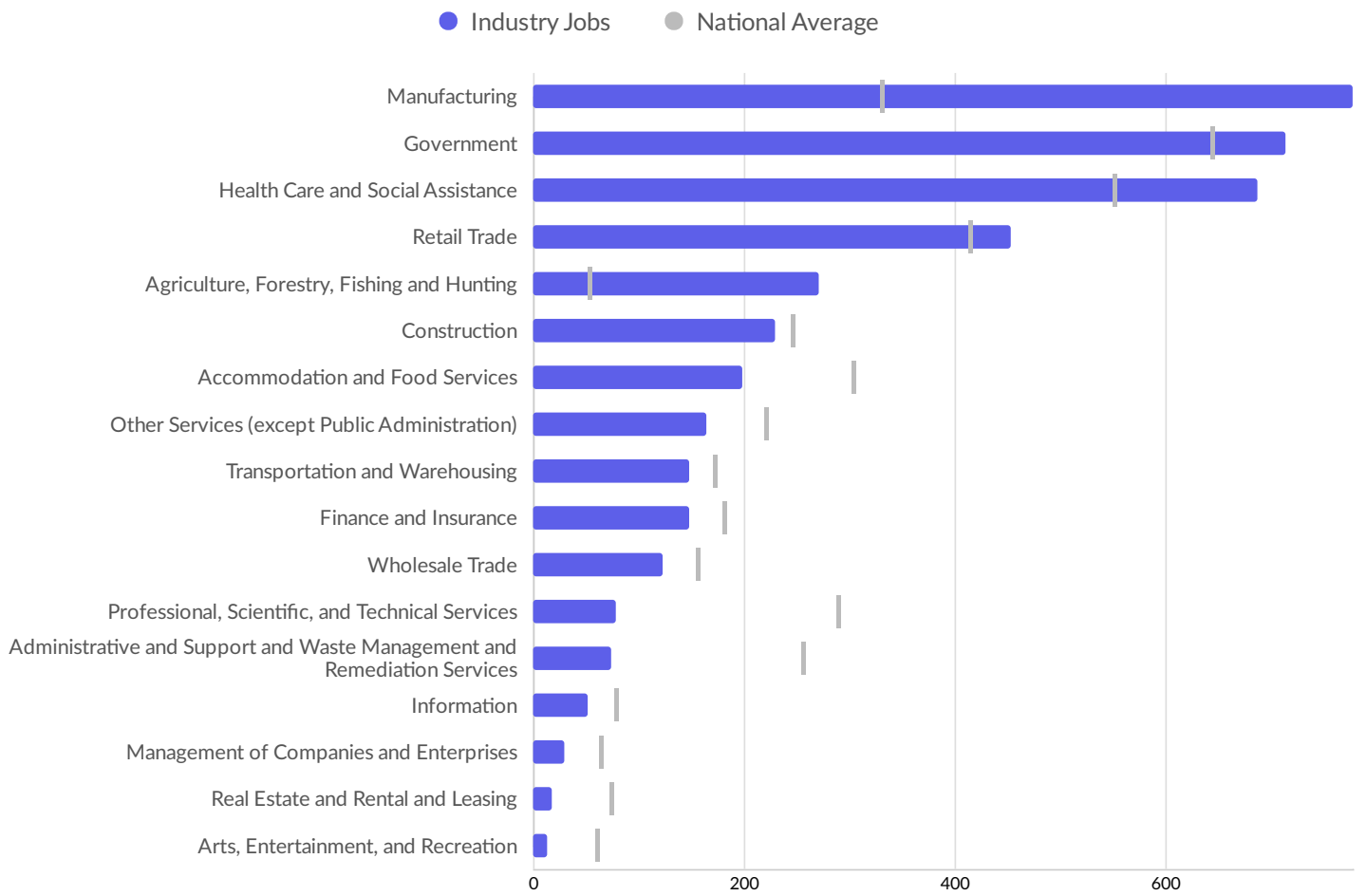
Top Previous Counties	Migrations
Dickinson County, IA	55
Lac qui Parle County, MN	11
Kossuth County, IA	10
Fayette County, IA	10
Pocahontas County, IA	9
Palo Alto County, IA	9



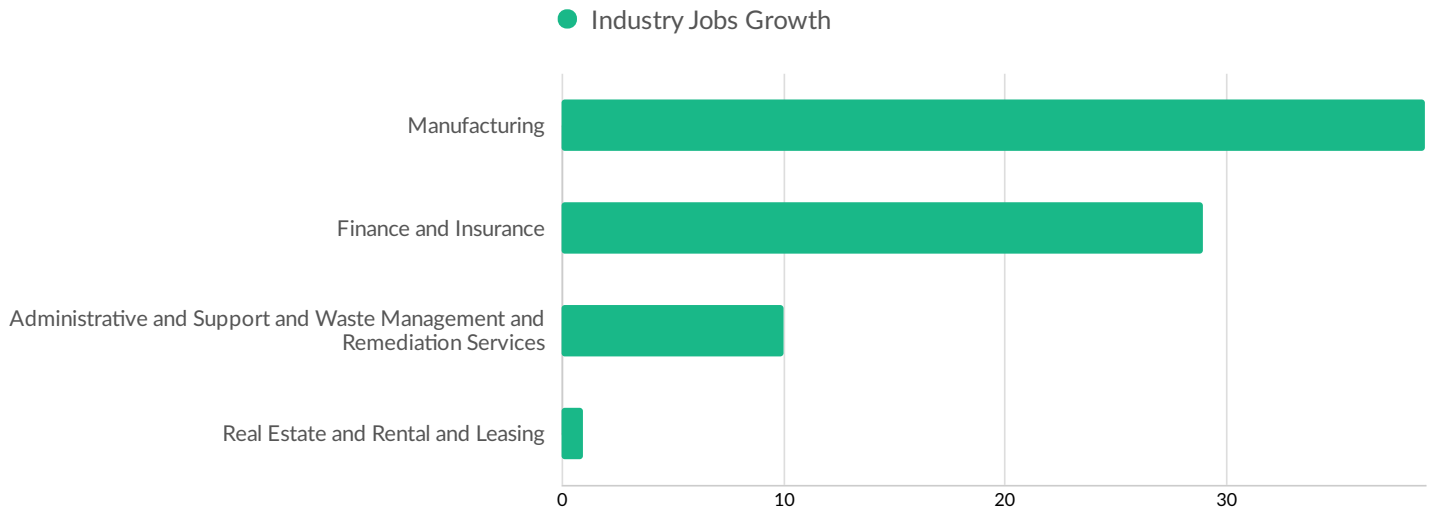
<b>Top Previous Counties</b>	<b>Migrations</b>
Pulaski County, MO	7
Marshall County, SD	7
Clermont County, OH	6
Clay County, IA	6
Warren County, IA	5
Polk County, IA	5
Martin County, MN	5
Onslow County, NC	5
Brazoria County, TX	4
<b>Top Following Counties</b>	<b>Migrations</b>
Dickinson County, IA	77
Polk County, IA	27
Scott County, MN	23
Hennepin County, MN	20
Dallas County, IA	20
Hidalgo County, TX	15
Ramsey County, MN	12
Douglas County, NE	11
O'Brien County, IA	9
Clay County, FL	9
Stone County, MO	8
Brown County, SD	8
Plymouth County, IA	8
Pinellas County, FL	7
Allamakee County, IA	7

# Industry Characteristics

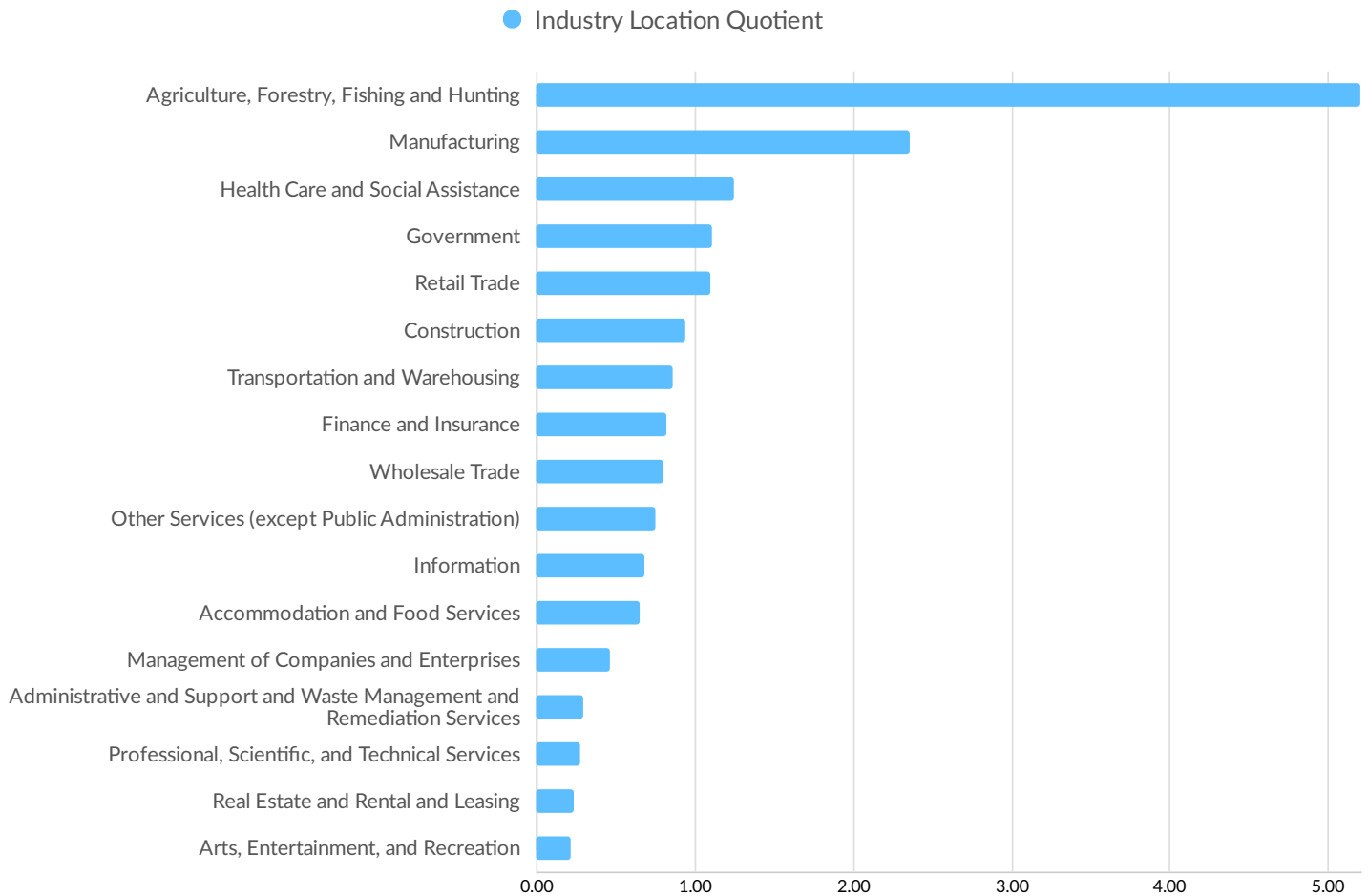
## Largest Industries



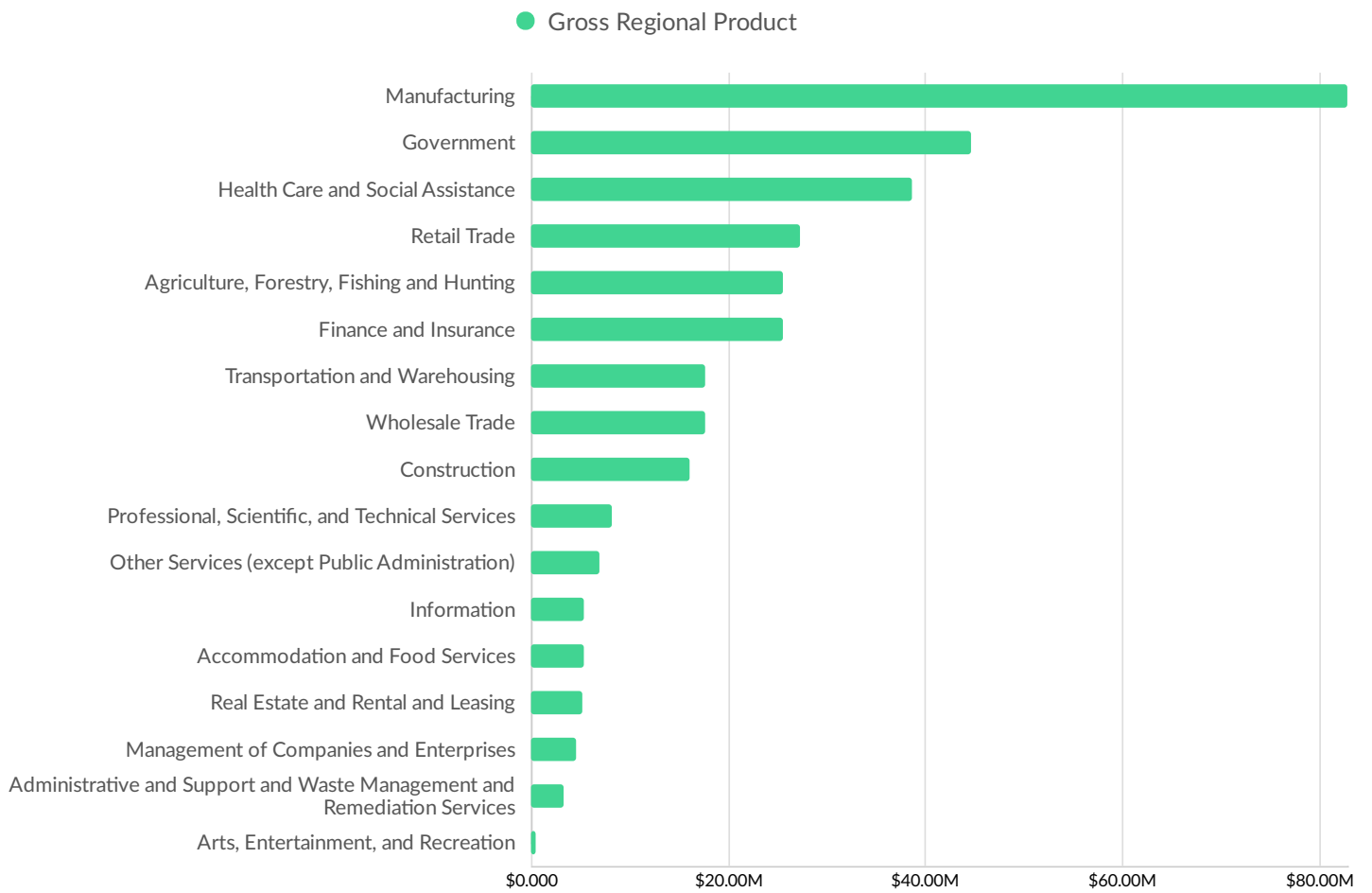
## Top Growing Industries



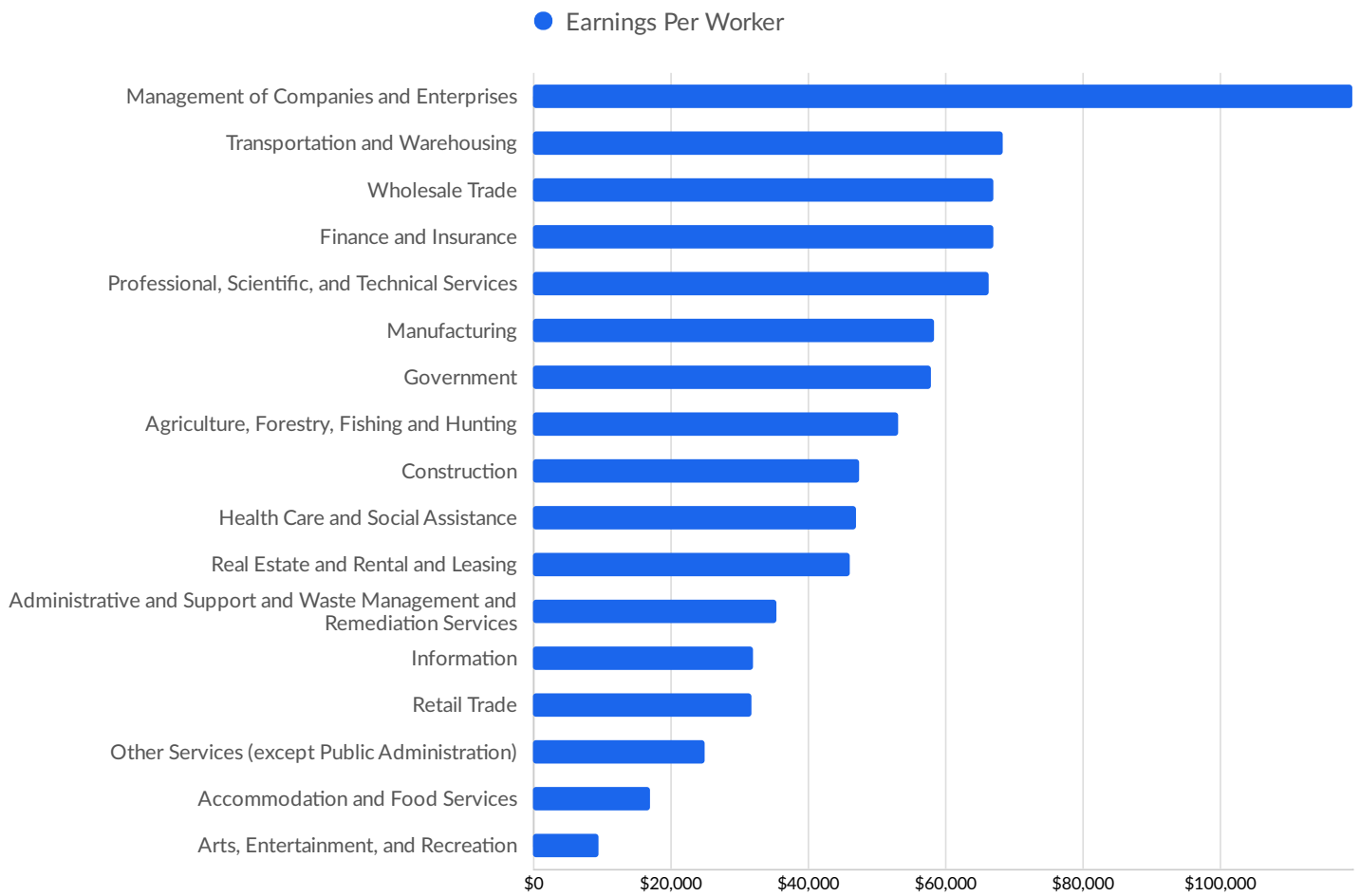
## Top Industry Location Quotient



## Top Industry GRP




















## Top Industry Earnings



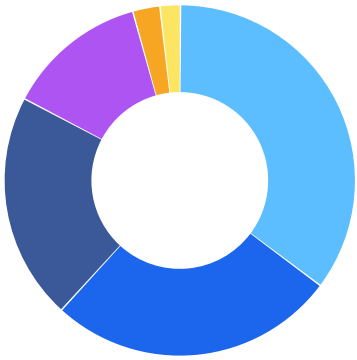
## Business Characteristics

### 509 Companies Employ Your Workers

Online profiles for your workers mention 509 companies as employers, with the top 10 appearing below. In the last 12 months, 74 companies in Emmet County, IA posted job postings, with the top 10 appearing below.

Top Companies	Profiles	Top Companies Posting	Unique Postings
Iowa Lakes Community College	79 	Avera Health	65 
GKN SINTER METALS INC (DEL)	26 	Iowa Lakes Community College	53 
Pure Fishing	23 	Good Samaritan Society	34 
Iowa Lakes Electric Cooperative	19 	Quest Diagnostics	28 
AGCO	18 	Hy-Vee	24 
Polaris Industries	18 	Aventure Staffing	23 
Avera Health	16 	Kwik Trip	19 
Daybreak Foods	14 	Assurance	14 
Hy-Vee	14 	ABCM Corp	12 
GKN ARMSTRONG WHEELS	12 	Farmers Union Industries	11 

## Business Size

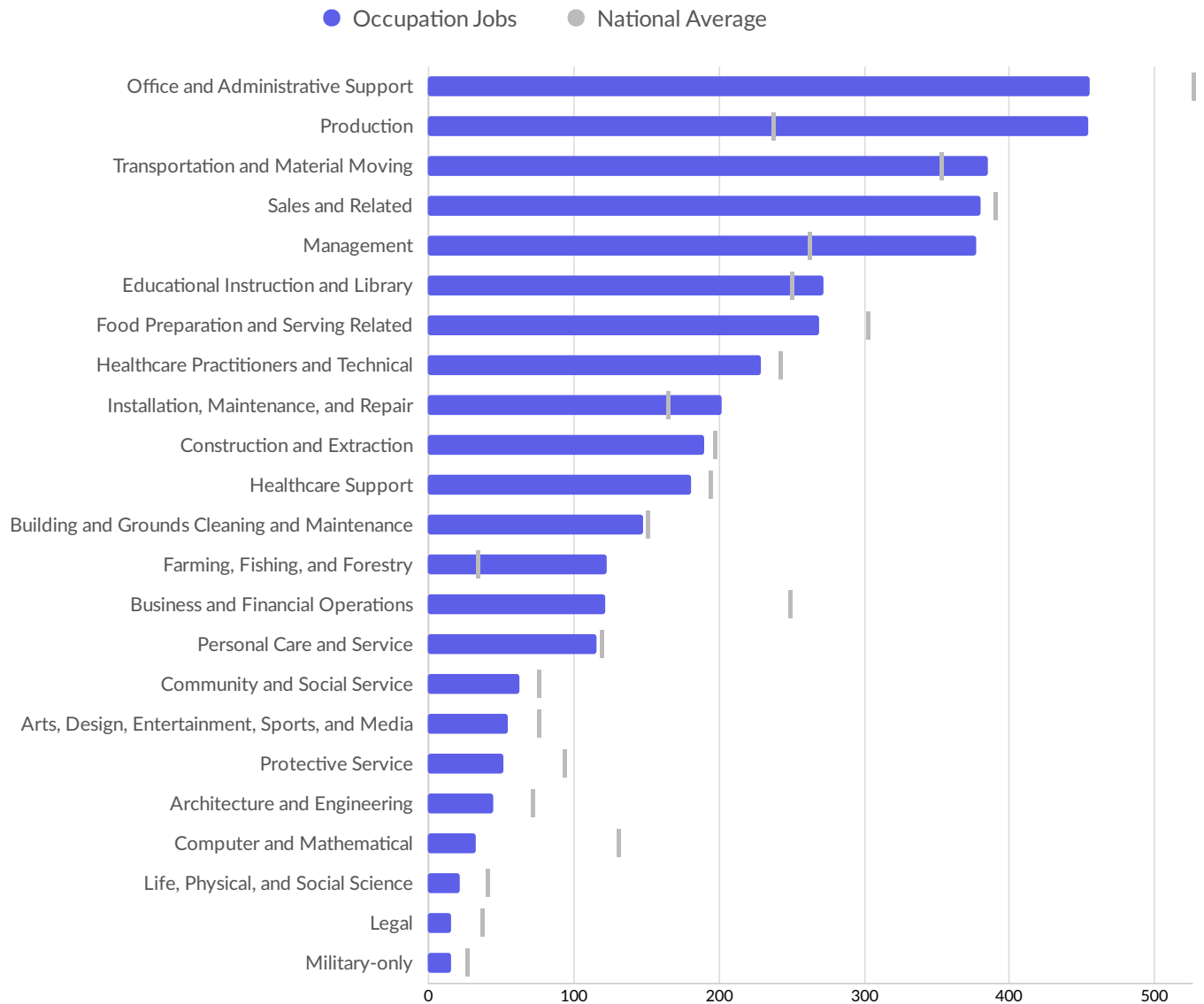


	Percentage	Business Count
● 1 to 4 employees	35.1%	168
● 5 to 9 employees	26.6%	127
● 10 to 19 employees	20.9%	100
● 20 to 49 employees	13.0%	62
● 50 to 99 employees	2.5%	12
● 100 to 249 employees	1.9%	9

*\*Business Data by DatabaseUSA.com is third-party data provided by Emsi to its customers as a convenience, and Emsi does not endorse or warrant its accuracy or consistency with other published Emsi data. In most cases, the Business Count will not match total companies with profiles on the summary tab.*

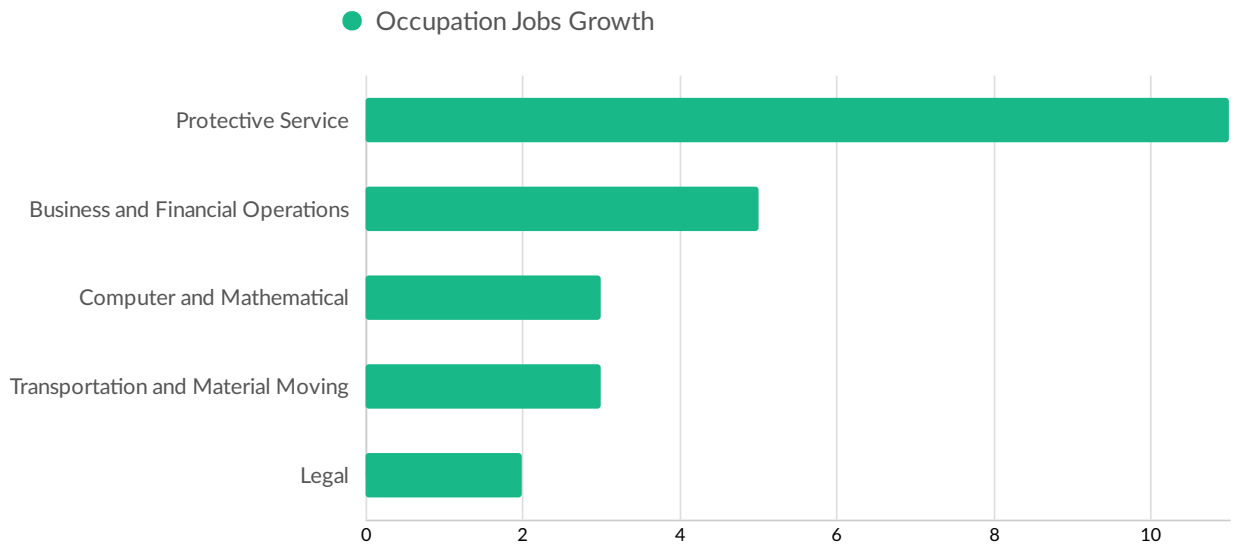
# Workforce Characteristics

## Largest Occupations

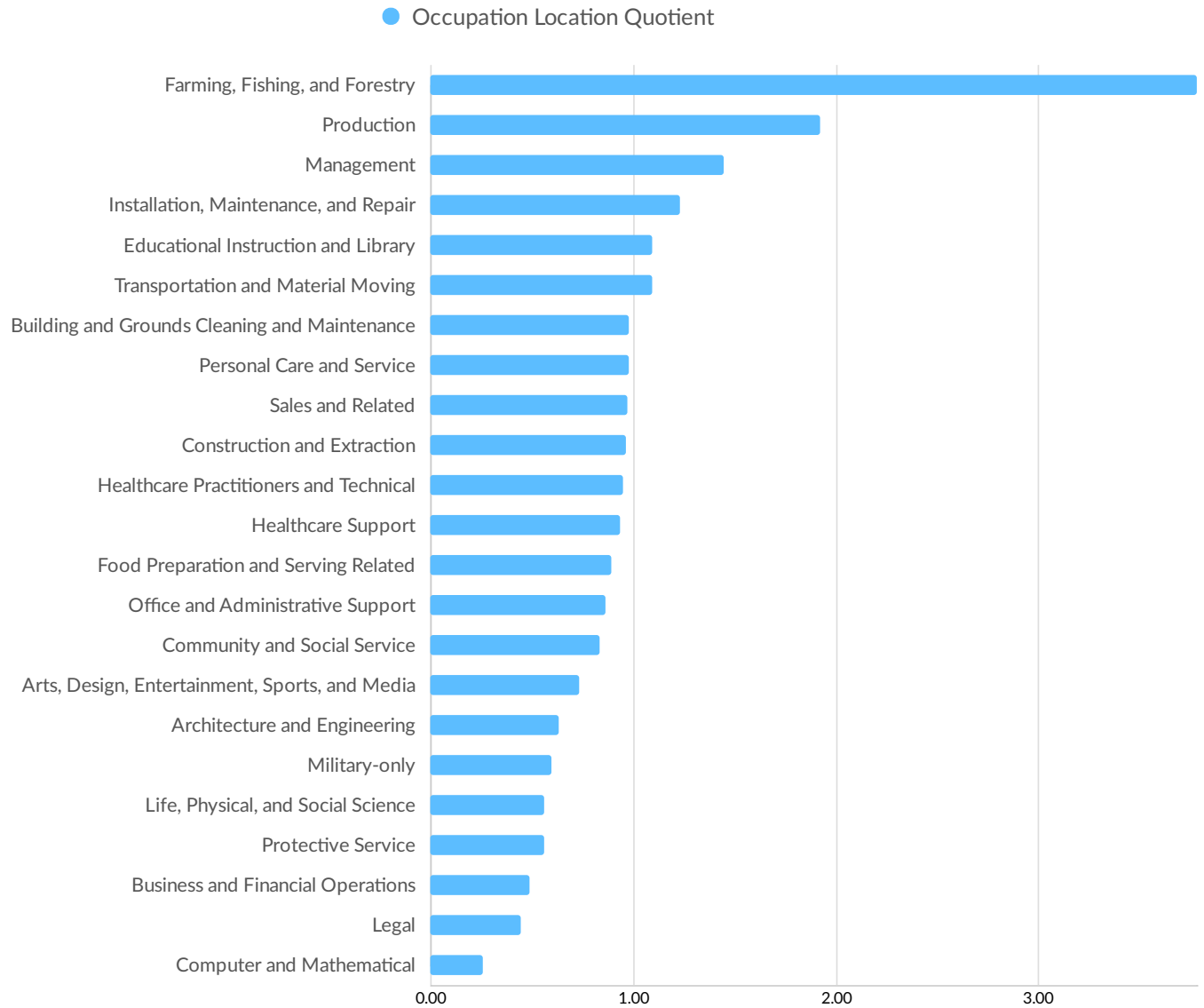




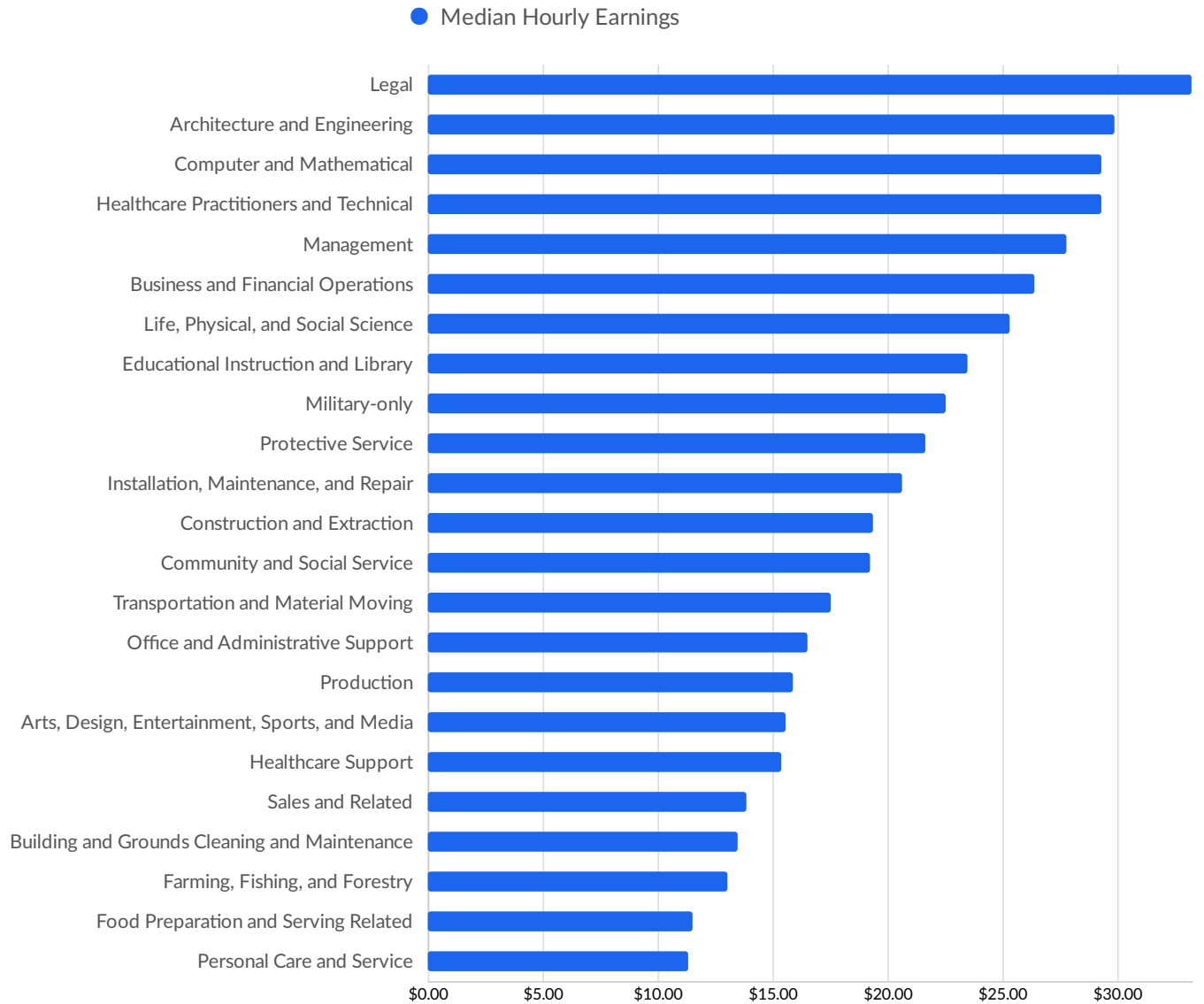
## Top Growing Occupations



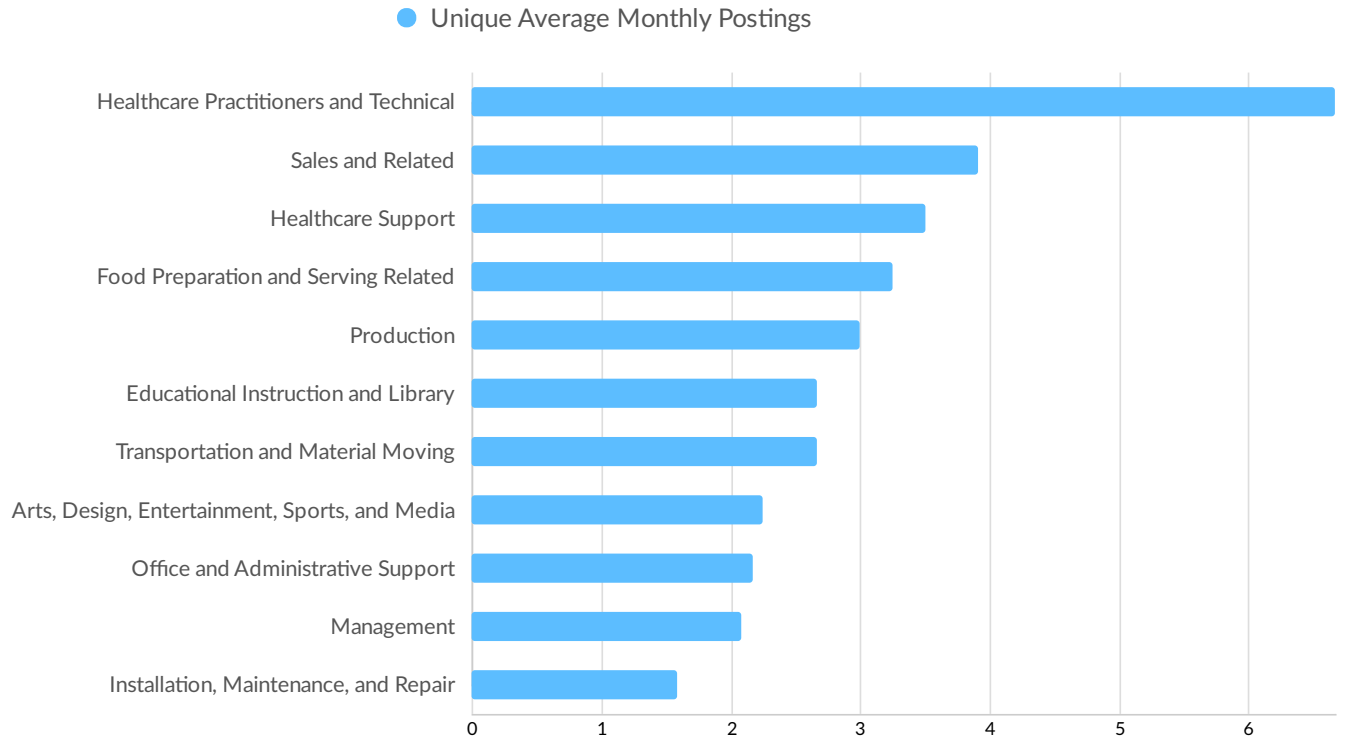
## Top Occupation Location Quotient



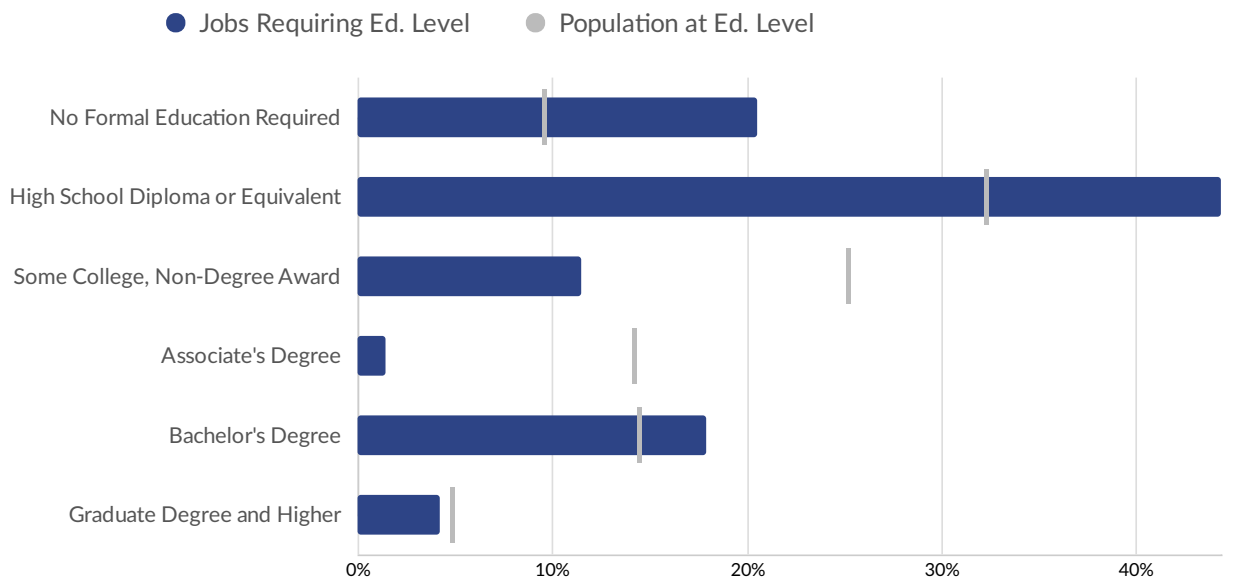
## Top Occupation Earnings



## Top Posted Occupations

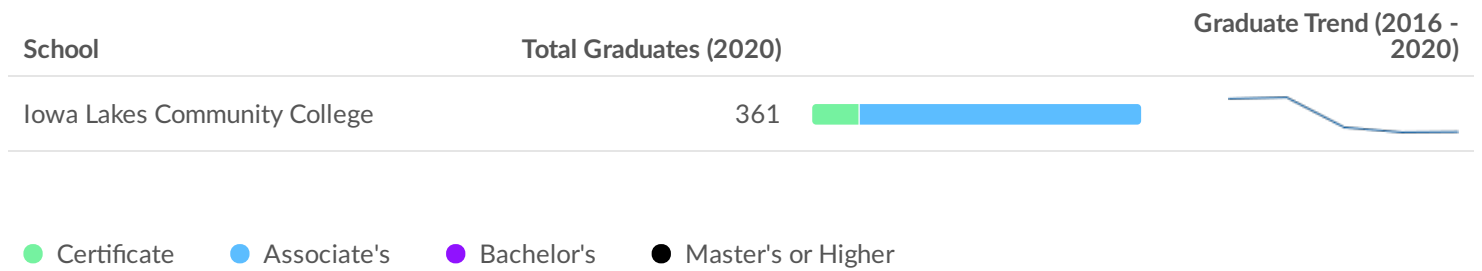


## Underemployment



## Educational Pipeline

In 2020, there were 361 graduates in Emmet County, IA. This pipeline has shrunk by 16% over the last 5 years. The highest share of these graduates come from Liberal Arts and Sciences/Liberal Studies, Registered Nursing/Registered Nurse, and Veterinary/Animal Health Technology/Technician and Veterinary Assistant.



# In-Demand Skills

