

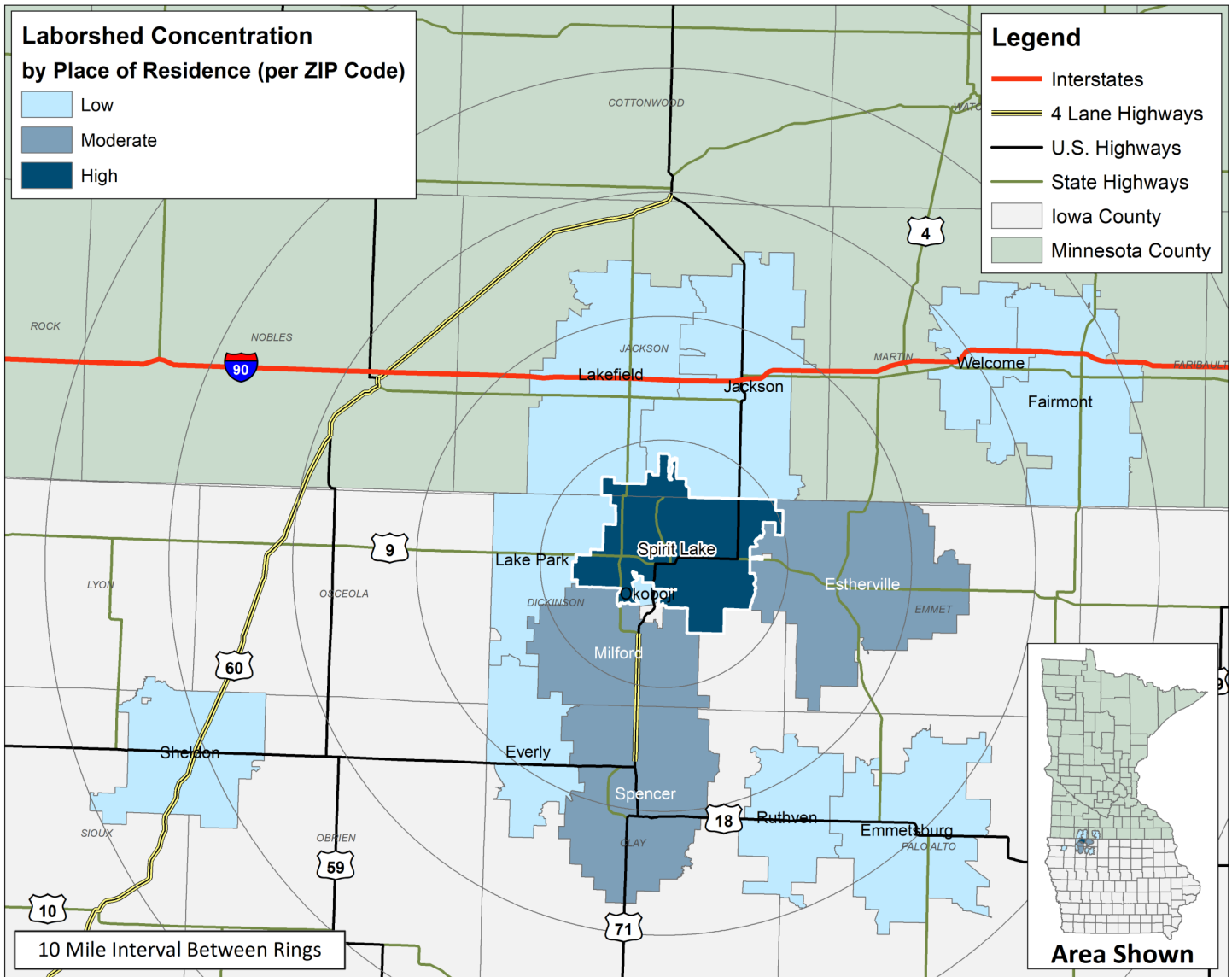
LABOR CHARACTERISTICS

FINANCIAL SERVICES



SPIRIT LAKE, IA LABORSHED AREA

CONCENTRATION OF RESPONDENTS WITHIN THE LABORSHED AREA WITH TRANSFERABLE EXPERIENCE/SKILLS BY PLACE OF RESIDENCE



Workers who have transferable experience/skills in the industry are currently commuting an average of 5 miles one way for work. Those who are likely to change/accept employment are willing to commute an average of 19 miles one way for the right employment opportunity.

FOR MORE INFORMATION REGARDING THE SPIRIT LAKE, IA LABORSHED, CONTACT:

Iowa Lakes Corridor Development Corporation
520 2nd Avenue East, Suite 2
Spencer, IA 51301

Phone: (712) 264-3474 | E-mail: info@lakescorridor.com
www.lakescorridor.com

LABOR CHARACTERISTICS



FINANCIAL SERVICES

ESTIMATED AVAILABLE LABOR PER OCCUPATIONAL CATEGORY:

- Accountants and Auditors - 613
- Bookkeeping, Accounting, and Auditing Clerks - 460
- Brokerage Clerks - 154
- Computer and Information Systems Managers - 306
- Credit Analysts - 150
- Customer Service Representatives - 615
- Financial Managers - 1,074
- Financial Specialists, All Other - 151
- First-Line Supervisors of Office and Administrative Support Workers - 614
- Insurance Claims and Policy Processing Clerks - 307
- Insurance Sales Agents - 152
- Loan Interviewers and Clerks - 155
- Securities, Commodities, and Financial Services Sales Agents - 153

AN ESTIMATED TOTAL OF **4,908** PEOPLE IN THE LABORSHED AREA

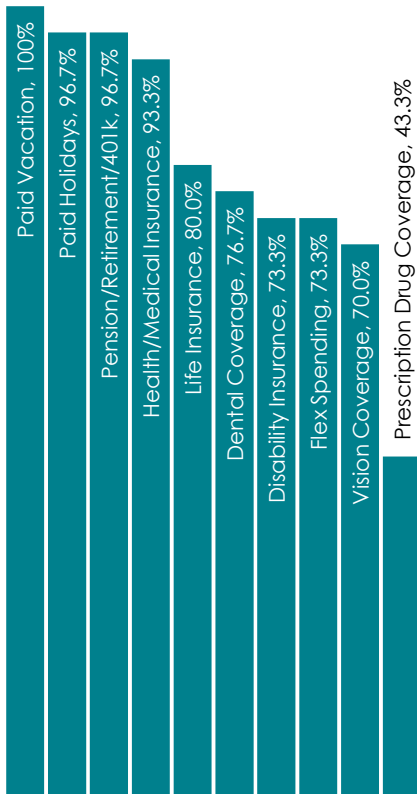
UNDEREMPLOYMENT (ESTIMATED):

- Low hours - 0.0%
- Low income - 0.0%
- Mismatch of skills - 3.1% (19)
- Total - 3.1% (19)

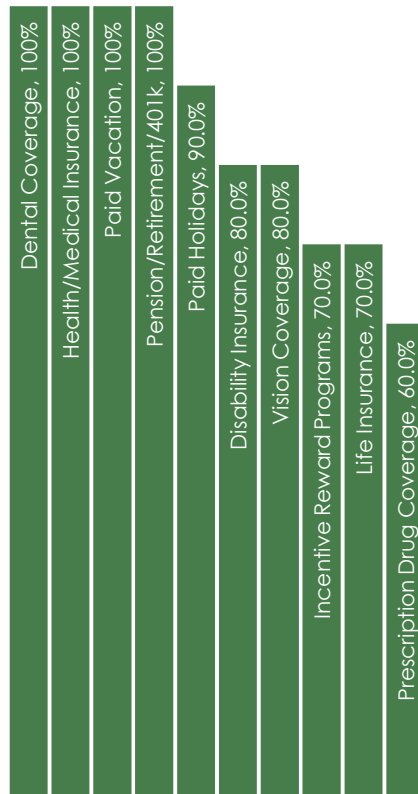
(Individuals counted only once when estimating Total Underemployment.)



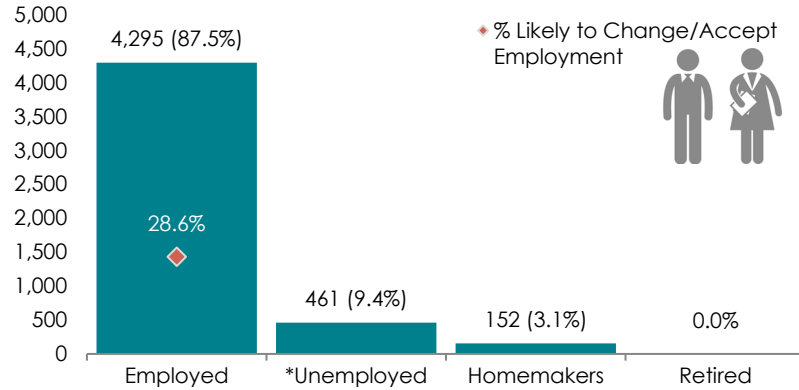
CURRENT BENEFITS:



DESIRED BENEFITS:



ESTIMATED TOTAL BY EMPLOYMENT STATUS (PERCENTAGE):



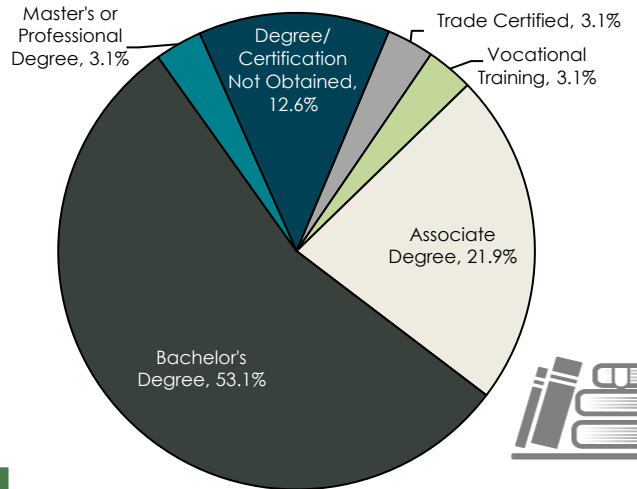
**Employment status is self-identified by the survey respondent. The unemployment percentage does not reflect the unemployment rate published by the U.S. Bureau of Labor Statistics, which applies a stricter definition.*

EMPLOYMENT STATS:

- 62.5% paid an annual salary
- 100% are/were employed full-time
- 0.0% are/were employed part-time
- 3.6% are/were self-employed
- 14.3% hold two or more jobs
- Currently working an average of 45 hours/week

EDUCATIONAL LEVEL:

(96.9% HAVE AN EDUCATION BEYOND HIGH SCHOOL)



TOP JOB SEARCH RESOURCES:

(For those seeking employment opportunities, by use.)

- Internet - 84.4%
 - www.indeed.com
 - www.linkedin.com
 - www.facebook.com
 - Company/organization website
- Networking through friends, family or acquaintances - 56.3%
- Newspapers - 46.9%
- Private Employment Services - 28.1%



LABOR CHARACTERISTICS



FINANCIAL SERVICES

OCCUPATION	OCCUPATIONAL CODE	MEAN WAGE	ENTRY WAGE	EXPERIENCED WAGE	MEDIAN WAGE	MEAN ANNUAL SALARY
Accountants and Auditors	13-2011	\$27.86	\$18.96	\$32.31	\$26.97	\$57,949
Billing and Posting Clerks	43-3021	\$19.17	\$16.12	\$20.70	\$18.41	\$39,882
Bookkeeping, Accounting, and Auditing Clerks	43-3031	\$17.00	\$10.82	\$20.09	\$16.52	\$35,358
Brokerage Clerks	43-4011	\$18.95	\$13.83	\$21.52	\$16.61	\$39,426
Compliance Officers	13-1041	\$28.74	\$19.72	\$33.25	\$29.45	\$59,782
Computer and Information Systems Managers	11-3021	\$55.70	\$41.18	\$62.95	\$58.15	\$115,846
Credit Analysts	13-2041	\$33.81	\$29.59	\$35.92	\$35.15	\$70,320
Customer Service Representatives	43-4051	\$16.79	\$12.84	\$18.77	\$16.18	\$34,926
Financial Managers	11-3031	\$46.91	\$30.82	\$54.96	\$41.59	\$97,582
First-Line Supervisors of Non-Retail Sales Workers	41-1012	\$37.83	\$25.27	\$44.11	\$35.47	\$78,680
First-Line Supervisors of Office and Administrative Support Workers	43-1011	\$27.81	\$19.60	\$31.91	\$26.03	\$57,841
Loan Interviewers and Clerks	43-4131	\$19.51	\$15.84	\$21.35	\$18.90	\$40,591
Loan Officers	13-2072	\$46.72	\$32.54	\$53.81	\$45.91	\$97,181
Tellers	43-3071	\$16.16	\$12.25	\$18.11	\$15.51	\$33,611

The 2021 Iowa Wage data for the Spirit Lake, IA Laborshed area was produced by the Labor Force & Occupational Analysis Bureau to provide communities local information on wages by occupation. The source of the wage and employment data is based on the May 2020 OES estimates. Additional occupational wage and employment data can be found at www.iowalmi.gov/laborshed.

