

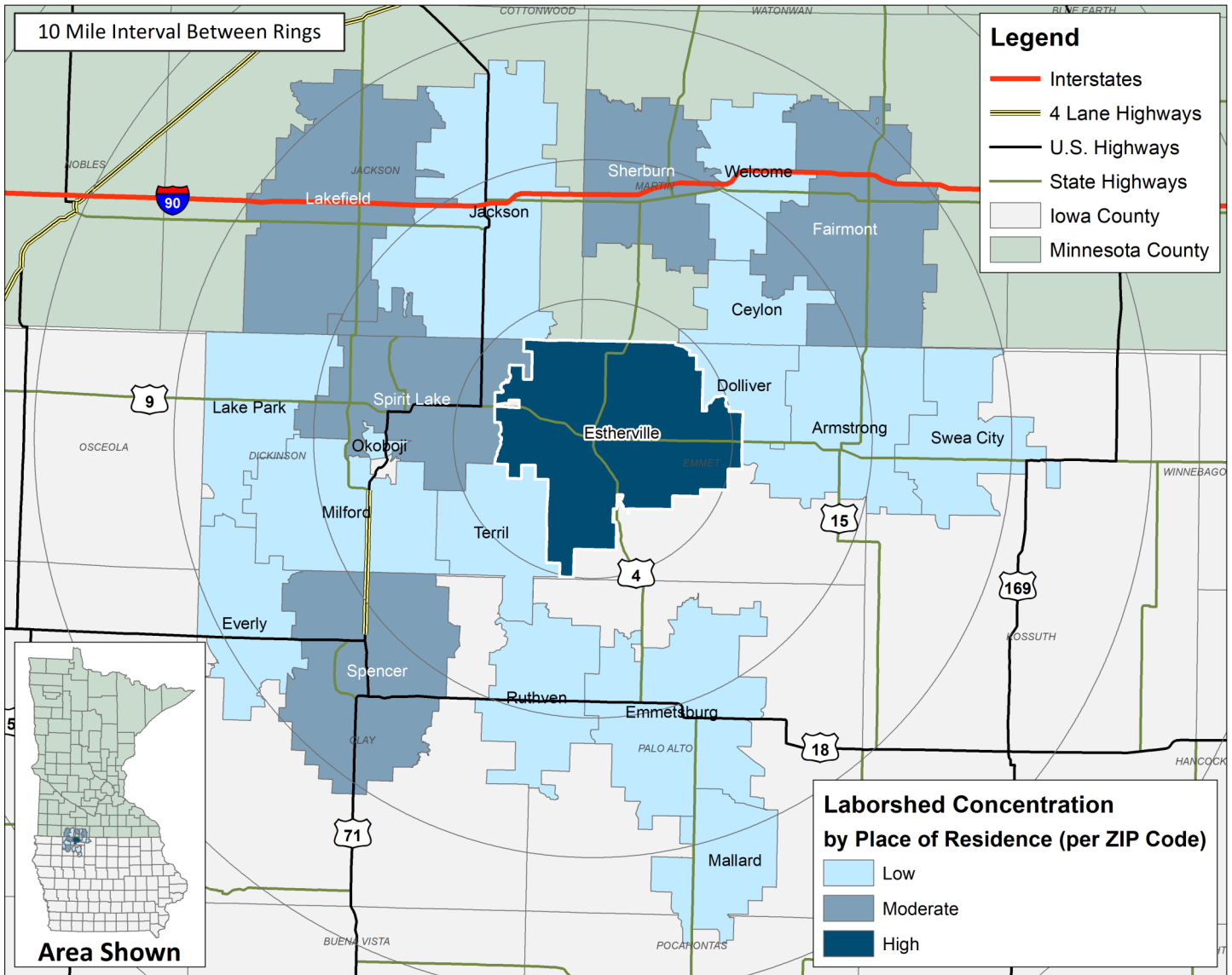
# LABOR CHARACTERISTICS



# WAREHOUSE & DISTRIBUTION

## ESTHERVILLE, IA LABORSHED AREA

CONCENTRATION OF RESPONDENTS WITHIN THE LABORSHED AREA  
WITH TRANSFERABLE EXPERIENCE/SKILLS BY PLACE OF RESIDENCE



Workers who have transferable experience/skills in the industry are currently commuting an average of 14 miles one way for work. Those who are likely to change/accept employment are willing to commute an average of 22 miles one way for the right employment opportunity.

FOR MORE INFORMATION REGARDING THE ESTHERVILLE, IA LABORSHED, CONTACT:

Iowa Lakes Corridor Development Corporation  
520 2nd Avenue East, Suite 2  
Spencer, IA 51301

Phone: (712) 264-3474 | E-mail: [info@lakescorridor.com](mailto:info@lakescorridor.com)  
[www.lakescorridor.com](http://www.lakescorridor.com)

# LABOR CHARACTERISTICS

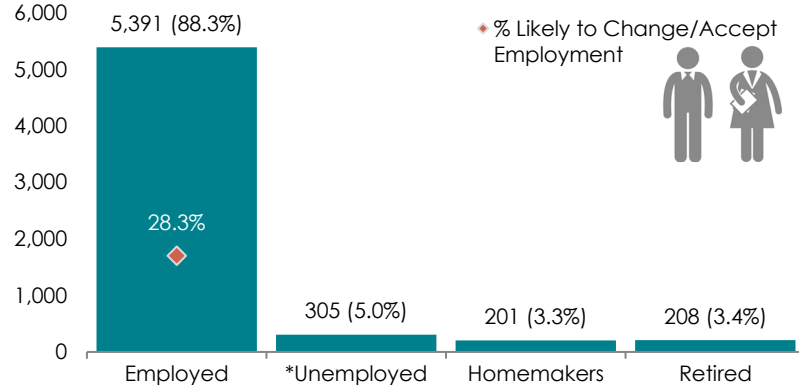


## WAREHOUSE & DISTRIBUTION

### ESTIMATED AVAILABLE LABOR PER OCCUPATIONAL CATEGORY:

- Automotive Service Technicians and Mechanics - 407
- Cleaners of Vehicles and Equipment - 103
- First-Line Supervisors of Mechanics, Installers, and Repairers - 406
- First-Line Supervisors of Production and Operating Workers - 407
- Heavy and Tractor-Trailer Truck Drivers - 1,119
- Industrial Truck and Tractor Operators - 102
- Inspectors, Testers, Sorters, Samplers, and Weighers - 205
- Installation, Maintenance, and Repair Workers, All Other - 711
- Laborers and Freight, Stock, and Material Movers, Hand - 306
- Light Truck or Delivery Services Drivers - 305
- Production Workers, All Other - 713
- Production, Planning, and Expediting Clerks - 405
- Shipping, Receiving, and Traffic Clerks - 204
- Team Assemblers - 712

### ESTIMATED TOTAL BY EMPLOYMENT STATUS (PERCENTAGE):



AN ESTIMATED TOTAL OF **6,105** PEOPLE IN THE LABORSHED AREA

### UNDEREMPLOYMENT (ESTIMATED):

- Low hours - 0.0%
- Low income - 0.0%
- Mismatch of skills - 8.3% (106)
- Total - 8.3% (106)

(Individuals counted only once when estimating Total Underemployment.)

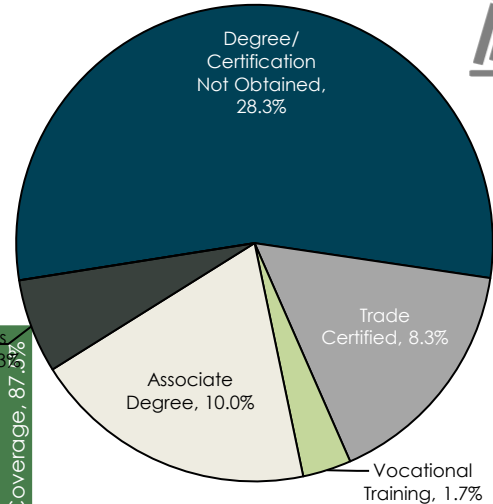


### EMPLOYMENT STATS:

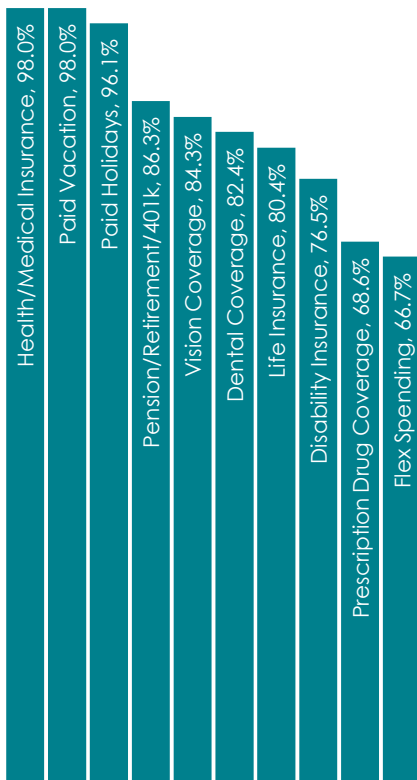
- 66.7% paid an hourly wage
- 98.3% are/were employed full-time
- 1.7% are/were employed part-time
- 11.3% are/were self-employed
- 11.3% hold two or more jobs
- Currently working an average of 47 hours/week

### EDUCATIONAL LEVEL:

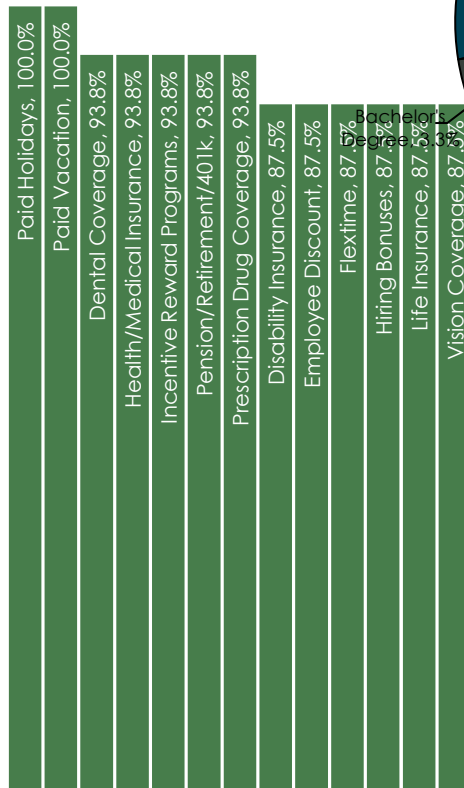
(51.6% HAVE AN EDUCATION BEYOND HIGH SCHOOL)



### CURRENT BENEFITS:



### DESIRED BENEFITS:



### TOP JOB SEARCH RESOURCES:

(For those seeking employment opportunities, by use.)

- Internet - 82.8%
  - [www.indeed.com](http://www.indeed.com)
  - [www.facebook.com](http://www.facebook.com)
  - [www.iowaworks.gov](http://www.iowaworks.gov)
- Networking through friends, family or acquaintances - 41.4%
- Newspapers - 27.6%
- IowaWORKS Centers - 27.6%



# LABOR CHARACTERISTICS



## WAREHOUSE & DISTRIBUTION

OCCUPATION	OCCUPATIONAL CODE	MEAN WAGE	ENTRY WAGE	EXPERIENCED WAGE	MEDIAN WAGE	MEAN ANNUAL SALARY
Bus and Truck Mechanics and Diesel Engine Specialists	49-3031	\$22.81	\$20.87	\$23.79	\$22.73	\$47,454
Cargo and Freight Agents	43-5011	\$29.32	\$18.83	\$34.56	\$25.83	\$60,976
Cleaners of Vehicles and Equipment	53-7061	\$17.29	\$12.04	\$19.92	\$15.99	\$35,972
First-Line Supervisors of Mechanics, Installers, and Repairers	49-1011	\$34.01	\$24.17	\$38.93	\$34.81	\$70,746
First-Line Supervisors of Production and Operating Workers	51-1011	\$33.68	\$21.51	\$39.77	\$31.13	\$70,064
Heavy and Tractor-Trailer Truck Drivers	53-3032	\$20.44	\$16.59	\$22.37	\$19.57	\$42,519
Helpers--Production Workers	51-9198	\$19.32	\$16.69	\$20.63	\$19.14	\$40,177
Industrial Machinery Mechanics	49-9041	\$22.69	\$19.10	\$24.49	\$22.77	\$47,201
Industrial Truck and Tractor Operators	53-7051	\$18.71	\$14.17	\$20.98	\$19.08	\$38,908
Inspectors, Testers, Sorters, Samplers, and Weighers	51-9061	\$21.18	\$17.86	\$22.83	\$21.33	\$44,048
Installation, Maintenance, and Repair Workers, All Other	49-9099	\$21.75	\$16.81	\$24.22	\$21.75	\$45,236
Laborers and Freight, Stock, and Material Movers, Hand	53-7062	\$18.27	\$13.78	\$20.52	\$18.09	\$38,004
Light Truck or Delivery Services Drivers	53-3033	\$17.61	\$13.26	\$19.78	\$17.67	\$36,626
Maintenance and Repair Workers, General	49-9071	\$19.79	\$13.13	\$23.12	\$19.44	\$41,164
Packers and Packers, Hand	53-7064	\$15.66	\$12.30	\$17.33	\$16.12	\$32,563
Production, Planning, and Expediting Clerks	43-5061	\$21.62	\$16.67	\$24.09	\$22.01	\$44,961
Shipping, Receiving, and Traffic Clerks	43-5071	\$18.03	\$13.94	\$20.07	\$17.83	\$37,494
Transportation, Storage, and Distribution Managers	11-3071	\$33.43	\$23.28	\$38.50	\$31.38	\$69,535

The 2021 Iowa Wage data for the Estherville, IA Laborshed area was produced by the Labor Force & Occupational Analysis Bureau to provide communities local information on wages by occupation. The source of the wage and employment data is based on the May 2020 OES estimates. Additional occupational wage and employment data can be found at [www.iowalmi.gov/laborshed](http://www.iowalmi.gov/laborshed).

