

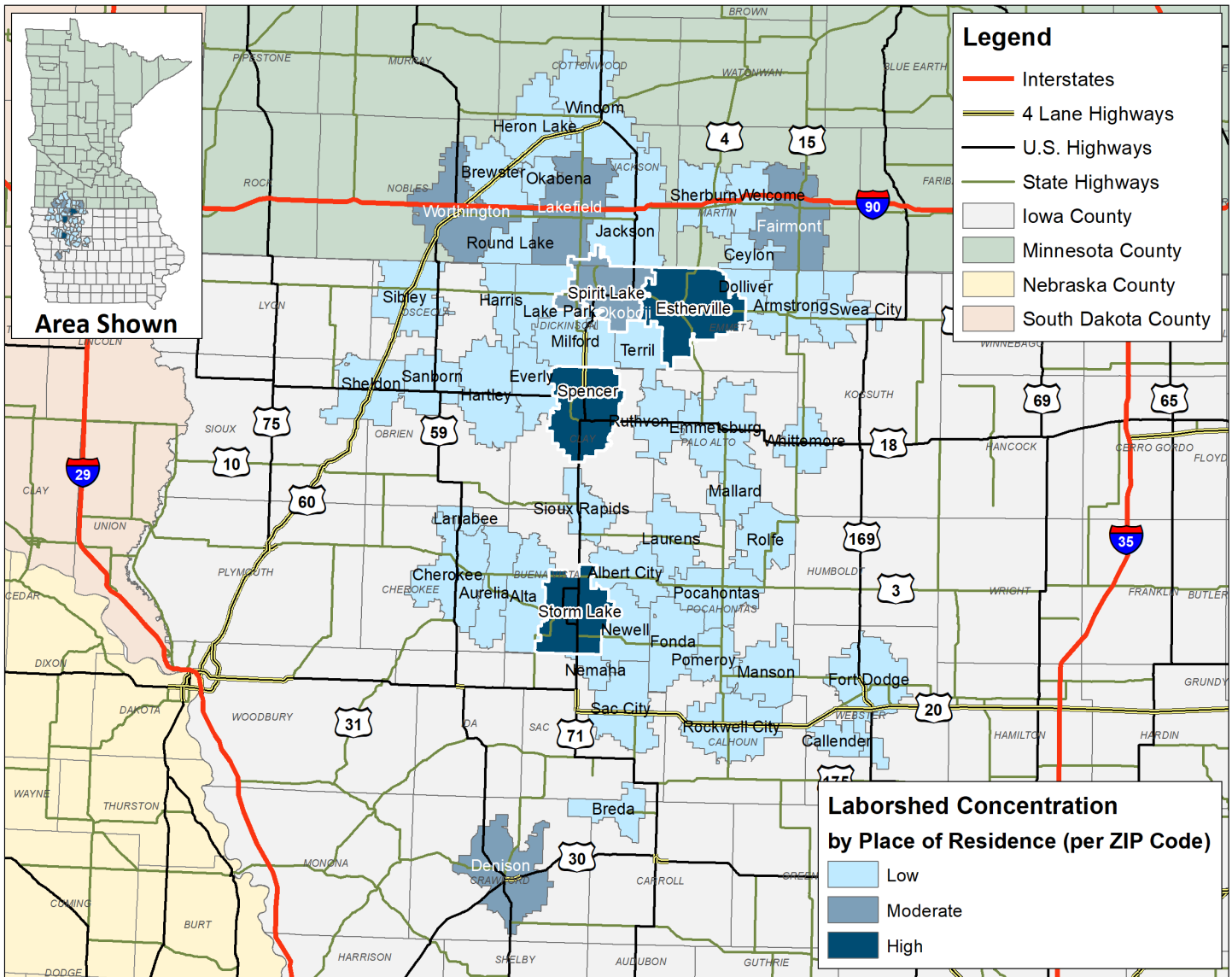
LABOR CHARACTERISTICS



WAREHOUSE & DISTRIBUTION

IOWA LAKES CORRIDOR REGIONAL LABORSHED AREA

CONCENTRATION OF RESPONDENTS WITHIN THE LABORSHED AREA WITH TRANSFERABLE EXPERIENCE/SKILLS BY PLACE OF RESIDENCE



Workers who have transferable experience/skills in the industry are currently commuting an average of 13 miles one way for work. Those who are likely to change/accept employment are willing to commute an average of 21 miles one way for the right employment opportunity.

FOR MORE INFORMATION REGARDING THE IOWA LAKES CORRIDOR REGIONAL LABORSHED, CONTACT:

LABOR CHARACTERISTICS



WAREHOUSE & DISTRIBUTION

ESTIMATED AVAILABLE LABOR PER OCCUPATIONAL CATEGORY:

- Automotive Body and Related Repairers - 0.6%
- Automotive Service Technicians and Mechanics - 7.7%
- Cargo and Freight Agents - 0.6%
- Cleaners of Vehicles and Equipment - 0.6%
- First-Line Supervisors of Mechanics, Installers, and Repairers - 5.8%
- First-Line Supervisors of Production and Operating Workers - 6.5%
- Heavy and Tractor-Trailer Truck Drivers - 21.3%
- Industrial Truck and Tractor Operators - 2.6%
- Inspectors, Testers, Sorters, Samplers, and Weighers - 2.6%
- Installation, Maintenance, and Repair Workers, All Other - 11.6%
- Laborers and Freight, Stock, and Material Movers, Hand - 6.5%
- Light Truck or Delivery Services Drivers - 2.6%
- Logisticians - 1.3%
- Packers and Packagers, Hand - 0.6%
- Production Workers, All Other - 13.5%
- Production, Planning, and Expediting Clerks - 5.8%
- Shipping, Receiving, and Traffic Clerks - 3.2%
- Signal and Track Switch Repairers - 0.6%
- Team Assemblers - 5.2%
- Transportation, Storage, and Distribution Managers - 0.6%

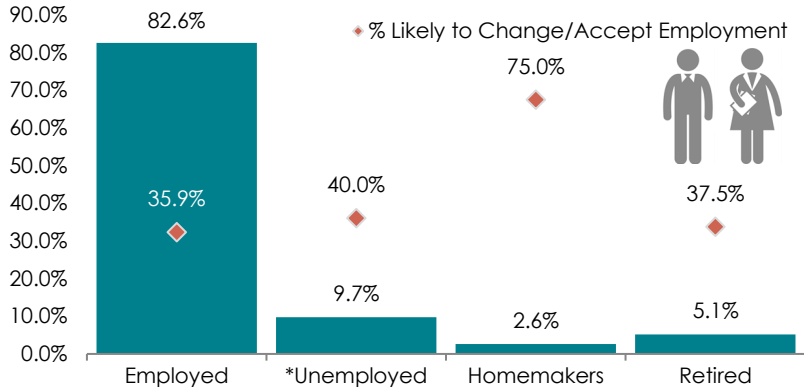
UNDEREMPLOYMENT (ESTIMATED):

- Low hours - 1.3%
- Low income - 0.0%
- Mismatch of skills - 8.4%
- Total - 9.7%

(Individuals counted only once when estimating Total Underemployment.)



ESTIMATED TOTAL BY EMPLOYMENT STATUS (PERCENTAGE):



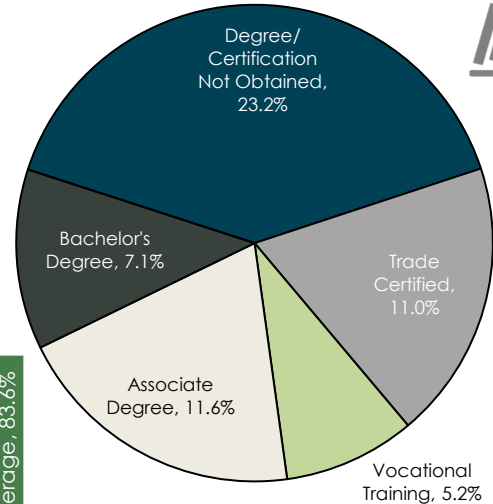
*Employment status is self-identified by the survey respondent. The unemployment percentage does not reflect the unemployment rate published by the U.S. Bureau of Labor Statistics, which applies a stricter definition.

EMPLOYMENT STATS:

- 69.5% paid an hourly wage
- 96.7% are/were employed full-time
- 3.3% are/were employed part-time
- 12.5% are/were self-employed
- 11.8% hold two or more jobs
- Currently working an average of 48 hours/week

EDUCATIONAL LEVEL:


(58.1% HAVE AN EDUCATION BEYOND HIGH SCHOOL)



CURRENT BENEFITS:



DESIRED BENEFITS:



TOP JOB SEARCH RESOURCES:

(For those seeking employment opportunities, by use.)

- Internet - 73.3%
 - www.indeed.com
 - www.facebook.com
 - www.iowaworks.gov
- Networking through friends, family or acquaintances - 41.3%
- IowaWORKS Centers - 36.7%
- Newspapers - 35.3%



LABOR CHARACTERISTICS



WAREHOUSE & DISTRIBUTION

OCCUPATION	OCCUPATIONAL CODE	MEAN WAGE	ENTRY WAGE	EXPERIENCED WAGE	MEDIAN WAGE	MEAN ANNUAL SALARY
Automotive Body and Related Repairers	49-3021	\$22.67	\$17.33	\$25.34	\$22.50	\$47,157
Automotive Service Technicians and Mechanics	49-3023	\$23.22	\$17.57	\$26.04	\$22.69	\$48,294
Bus and Truck Mechanics and Diesel Engine Specialists	49-3031	\$23.18	\$17.20	\$26.16	\$22.83	\$48,207
Cargo and Freight Agents	43-5011	\$25.92	\$15.16	\$31.30	\$25.41	\$53,914
Cleaners of Vehicles and Equipment	53-7061	\$14.42	\$10.87	\$16.20	\$14.48	\$30,002
Conveyor Operators and Tenders	53-7011	\$18.56	\$15.50	\$20.09	\$18.40	\$38,606
Dispatchers, Except Police, Fire, and Ambulance	43-5032	\$20.47	\$16.05	\$22.68	\$19.41	\$42,582
First-Line Supervisors of Mechanics, Installers, and Repairers	49-1011	\$28.33	\$17.53	\$33.73	\$26.77	\$58,927
First-Line Supervisors of Production and Operating Workers	51-1011	\$29.59	\$19.88	\$34.44	\$28.77	\$61,538
Heavy and Tractor-Trailer Truck Drivers	53-3032	\$21.00	\$15.32	\$23.83	\$20.41	\$43,672
Helpers--Installation, Maintenance, and Repair Workers	49-9098	\$14.24	\$11.29	\$15.72	\$13.20	\$29,623
Helpers--Production Workers	51-9198	\$20.09	\$15.89	\$22.19	\$20.96	\$41,793
Industrial Machinery Mechanics	49-9041	\$24.46	\$19.54	\$26.92	\$24.04	\$50,878
Industrial Truck and Tractor Operators	53-7051	\$19.31	\$14.77	\$21.58	\$19.61	\$40,168
Inspectors, Testers, Sorters, Samplers, and Weighers	51-9061	\$21.63	\$16.57	\$24.16	\$21.38	\$44,990
Installation, Maintenance, and Repair Workers, All Other	49-9099	\$21.56	\$17.30	\$23.70	\$21.86	\$44,851
Laborers and Freight, Stock, and Material Movers, Hand	53-7062	\$17.21	\$13.46	\$19.09	\$17.41	\$35,795
Light Truck or Delivery Services Drivers	53-3033	\$16.39	\$10.28	\$19.44	\$16.29	\$34,087
Logisticians	13-1081	\$34.68	\$21.69	\$41.17	\$37.51	\$72,131
Maintenance and Repair Workers, General	49-9071	\$19.83	\$13.39	\$23.05	\$20.19	\$41,238
Packers and Packagers, Hand	53-7064	\$15.79	\$11.97	\$17.69	\$16.91	\$32,835
Production Workers, All Other	51-9199	\$17.64	\$13.56	\$19.68	\$16.89	\$36,691
Production, Planning, and Expediting Clerks	43-5061	\$24.62	\$18.98	\$27.44	\$23.88	\$51,208
Shipping, Receiving, and Traffic Clerks	43-5071	\$17.41	\$13.39	\$19.42	\$16.86	\$36,209
Transportation, Storage, and Distribution Managers	11-3071	\$37.33	\$27.82	\$42.09	\$35.96	\$77,655
Weighers, Measurers, Checkers, and Samplers, Recordkeeping	43-5111	\$17.74	\$17.09	\$18.07	\$17.86	\$36,909

The 2021 Iowa Wage data for the Iowa Lakes Corridor Laborshed area was produced by the Labor Force & Occupational Analysis Bureau to provide communities local information on wages by occupation. The source of the wage and employment data is based on the May 2020 OES estimates. Additional occupational wage and employment data can be found at www.iowalmi.gov/laborshed.