

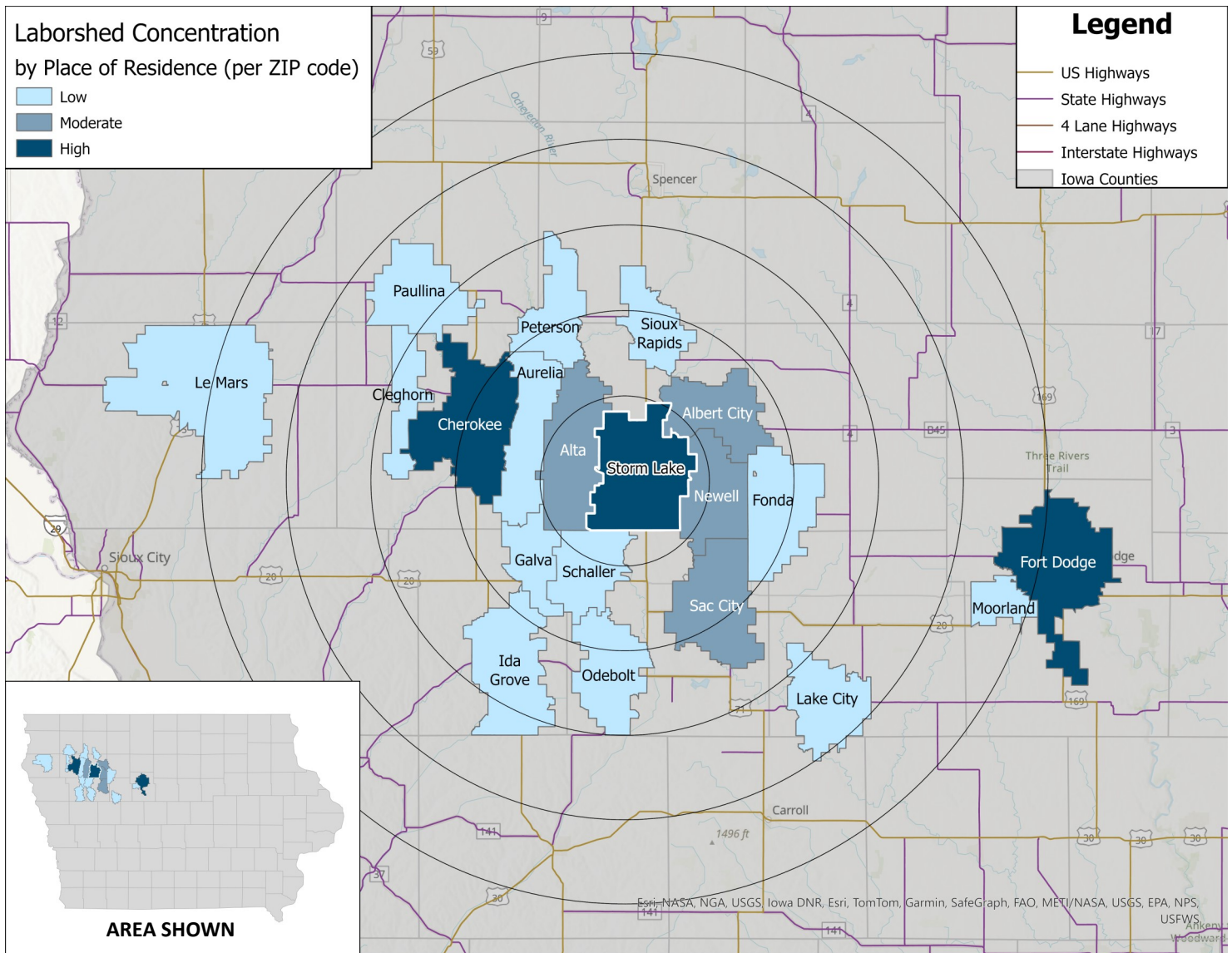
# LABOR CHARACTERISTICS



## WAREHOUSE & DISTRIBUTION

### STORM LAKE, IA LABORSHED AREA

CONCENTRATION OF RESPONDENTS WITHIN THE LABORSHED AREA  
WITH TRANSFERABLE EXPERIENCE/SKILLS BY PLACE OF RESIDENCE



Workers who have transferable experience/skills in the industry are currently commuting an average of 11 miles one way for work. Those who are likely to change/accept employment are willing to commute an average of 34 miles one way for the right employment opportunity.

FOR MORE INFORMATION REGARDING THE STORM LAKE, IA LABORSHED, CONTACT:



Iowa Workforce  
Development

Economic Development

Storm Lake Proud  
620 Erie Street, P.O. Box 1086  
Storm Lake, IA 50588  
Phone: 712-723-4114  
Email: [dutfield@stormlake.org](mailto:dutfield@stormlake.org)  
[www.stormlake.org](http://www.stormlake.org)

# LABOR CHARACTERISTICS



## WAREHOUSE & DISTRIBUTION

### ESTIMATED AVAILABLE LABOR PER OCCUPATIONAL CATEGORY:

- Automotive Service Technicians and Mechanics - 1,263
- Cleaners of Vehicles and Equipment - 362
- Dispatchers, Except Police, Fire, and Ambulance - 359
- First-Line Supervisors of Mechanics, Installers, and Repairers - 1,082
- First-Line Supervisors of Production and Operating Workers - 361
- Heavy and Tractor-Trailer Truck Drivers - 2,525
- Industrial Truck and Tractor Operators - 542
- Inspectors, Testers, Sorters, Samplers, and Weighers - 180
- Installation, Maintenance, and Repair Workers, All Other - 1,623
- Laborers and Freight, Stock, and Material Movers, Hand - 1,083
- Production Workers, All Other - 722
- Shipping, Receiving, and Traffic Clerks - 360
- Team Assemblers - 541

AN ESTIMATED TOTAL OF **11,003** PEOPLE IN THE LABORSHED AREA

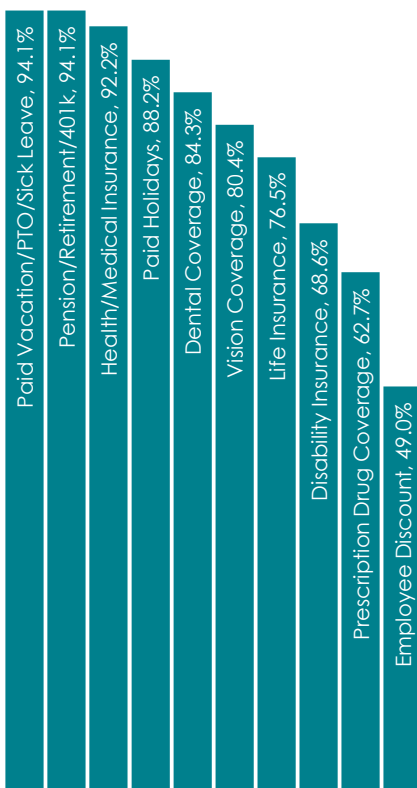
### UNDEREMPLOYMENT (ESTIMATED):

- Low hours - 0.0%
- Low income - 0.0%
- Mismatch of skills - 8.2% (149)
- Total - 8.2% (149)

(Individuals counted only once when estimating Total Underemployment.)



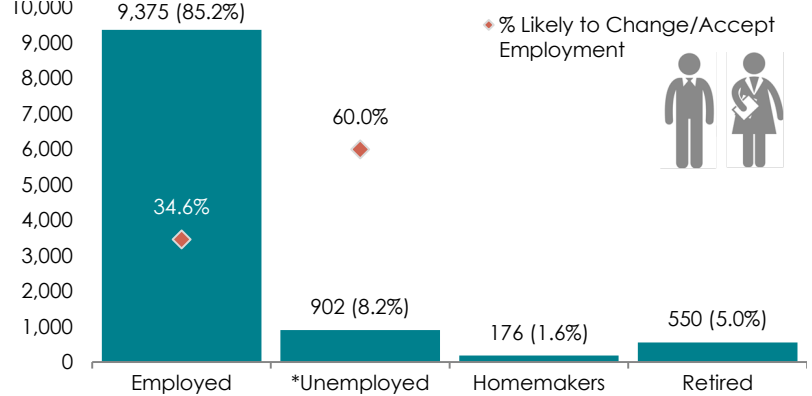
### CURRENT BENEFITS:



### DESIRED BENEFITS:



### ESTIMATED TOTAL BY EMPLOYMENT STATUS (PERCENTAGE):



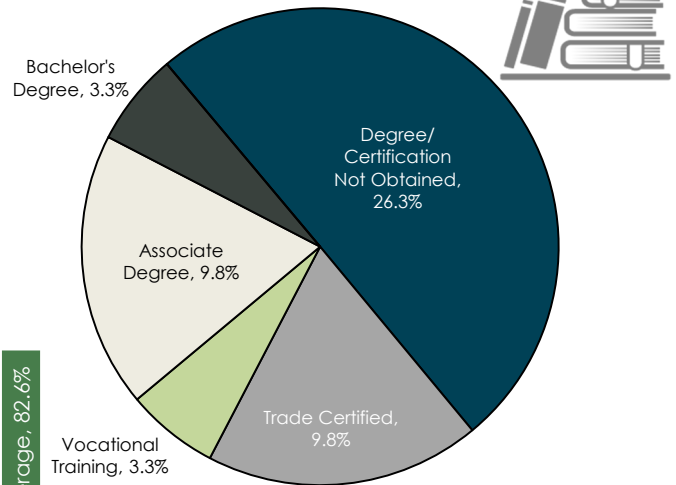
\*Employment status is self-identified by the survey respondent. The unemployment percentage does not reflect the unemployment rate published by the U.S. Bureau of Labor Statistics, which applies a stricter definition.

### EMPLOYMENT STATS:

- 78.3% paid an hourly wage
- 95.1% are/were employed full-time
- 4.9% are/were employed part-time
- 13.5% are/were self-employed
- 13.5% hold two or more jobs
- Currently working an average of 48 hours/week

### EDUCATIONAL LEVEL:

(52.5% HAVE AN EDUCATION BEYOND HIGH SCHOOL)



### TOP JOB SEARCH RESOURCES:

(For those seeking employment opportunities, by use.)

- Internet - 75.4%
  - [www.indeed.com](http://www.indeed.com)
  - [www.iowaworks.gov](http://www.iowaworks.gov)
  - Company/Organization Websites
  - [www.facebook.com](http://www.facebook.com)
- Networking through friends, family or acquaintances - 45.6%
- IowaWORKS Centers - 35.1%
- Private Employment Services - 14.0%



# LABOR CHARACTERISTICS



## WAREHOUSE & DISTRIBUTION

OCCUPATION	OCCUPATIONAL CODE	MEAN WAGE	ENTRY WAGE	EXPERIENCED WAGE	MEDIAN WAGE	MEAN ANNUAL SALARY
Aircraft Mechanics and Service Technicians	49-3011	\$30.40	\$24.08	\$33.56	\$27.72	\$63,239
Automotive Body and Related Repairers	49-3021	\$23.88	\$16.08	\$27.78	\$23.00	\$49,665
Automotive Service Technicians and Mechanics	49-3023	\$22.83	\$15.62	\$26.43	\$22.24	\$47,482
Bus and Truck Mechanics and Diesel Engine Specialists	49-3031	\$25.99	\$19.10	\$29.44	\$23.76	\$54,069
Cargo and Freight Agents	43-5011	\$24.02	\$19.73	\$26.16	\$22.96	\$49,958
Cleaners of Vehicles and Equipment	53-7061	\$17.01	\$12.77	\$19.12	\$17.19	\$35,372
Conveyor Operators and Tenders	53-7011	\$19.47	\$15.33	\$21.53	\$18.41	\$40,488
Dispatchers, Except Police, Fire, and Ambulance	43-5032	\$28.13	\$17.94	\$33.23	\$26.92	\$58,519
First-Line Supervisors of Mechanics, Installers, and Repairers	49-1011	\$36.47	\$24.13	\$42.64	\$35.35	\$75,853
First-Line Supervisors of Production and Operating Workers	51-1011	\$32.47	\$24.16	\$36.63	\$31.20	\$67,543
Heavy and Tractor-Trailer Truck Drivers	53-3032	\$26.47	\$18.15	\$30.62	\$24.15	\$55,050
Helpers--Installation, Maintenance, and Repair Workers	49-9098	\$17.84	\$12.56	\$20.49	\$17.47	\$37,117
Helpers--Production Workers	51-9198	\$21.93	\$18.37	\$23.70	\$21.96	\$45,606
Industrial Machinery Mechanics	49-9041	\$30.01	\$24.99	\$32.52	\$30.60	\$62,419
Industrial Truck and Tractor Operators	53-7051	\$22.70	\$17.91	\$25.09	\$22.26	\$47,218
Inspectors, Testers, Sorters, Samplers, and Weighers	51-9061	\$23.31	\$19.93	\$25.00	\$21.92	\$48,490
Installation, Maintenance, and Repair Workers, All Other	49-9099	\$23.42	\$17.61	\$26.33	\$22.25	\$48,718
Laborers and Freight, Stock, and Material Movers, Hand	53-7062	\$20.13	\$15.75	\$22.31	\$20.65	\$41,863
Light Truck or Delivery Services Drivers	53-3033	\$21.29	\$12.94	\$25.46	\$18.44	\$44,275
Logisticians	13-1081	\$33.11	\$21.71	\$38.81	\$30.53	\$68,871
Machine Feeders and Offbearers	53-7063	\$20.54	\$18.92	\$21.34	\$20.15	\$42,715
Maintenance and Repair Workers, General	49-9071	\$23.14	\$16.53	\$26.45	\$23.12	\$48,133
Packers and Packagers, Hand	53-7064	\$18.42	\$15.30	\$19.98	\$17.57	\$38,311
Production Workers, All Other	51-9199	\$22.72	\$17.56	\$25.30	\$22.84	\$47,247
Production, Planning, and Expediting Clerks	43-5061	\$27.62	\$18.99	\$31.93	\$28.65	\$57,451
Shipping, Receiving, and Traffic Clerks	43-5071	\$21.17	\$15.56	\$23.98	\$20.83	\$44,040
Transportation, Storage, and Distribution Managers	11-3071	\$47.43	\$30.47	\$55.91	\$44.31	\$98,651

The 2024 Iowa Wage data for the Storm Lake Laborshed area was produced by the Labor Force & Occupational Analysis Bureau to provide communities local information on wages by occupation. Additional occupational wage and employment data for the Storm Lake Laborshed area can be found at [workforce.iowa.gov/laborshed/data](https://workforce.iowa.gov/laborshed/data).

Balance of data compiled by Iowa Workforce Development using Laborshed data released in 2025.